







# 2015 Men's JO Nationals

## Regional Team Results

May 6-10, 2015

Page: 1  
 Printed: 5/8/2015 9:19 PM  
 Men / 9 / All Ages  
 Session: 6-8,6-9

Rank	Gym	Team	Score						
1	Team R6	R6	248.850	42.900 3	41.900 2	42.550 2	41.950 1	41.200 2	38.350 7
2	Team R3	R3	248.450	42.600 4T	41.950 1	43.050 1	41.200 3T	40.700 5	38.950 4
3	Team R1	R1	247.950	43.750 2	41.200 7	40.450 4	40.800 5	41.050 3	40.700 1
4	Team R5	R5	247.100	44.050 1	41.350 6	40.300 5	41.700 2	41.000 4	38.700 6
5	Team R8	R8	246.400	42.200 7	41.550 4	39.900 7	41.200 3T	41.350 1	40.200 2
6	Team R7	R7	242.100	42.250 6	41.500 5	40.800 3	39.500 6	39.150 7	38.900 5
7	Team R9	R9	241.900	42.600 4T	41.750 3	40.150 6	38.600 7	39.350 6	39.450 3
8	Team R2	R2	228.350	40.900 8	36.100 8	39.100 8	37.300 8	38.500 8	36.450 8