







2015 Men's JO Nationals

Regional Team Results

May 6-10, 2015

Page: 1
 Printed: 5/8/2015 9:19 PM
 Men / 8 / All Ages
 Session: 6-8,6-9

Rank	Gym	Team	Score						
1	Team R1	R1	242.450	41.300 1T	42.600 1	39.850 4	39.850 1	40.200 2	38.650 1
2	Team R3	R3	242.350	40.700 3T	41.700 2	41.700 1	38.700 3	41.700 1	37.850 2
3	Team R8	R8	235.700	40.300 6	39.950 7	40.500 2	37.800 5T	40.100 3	37.050 4T
4	Team R5	R5	235.650	39.500 8	41.600 3	39.500 7	38.500 4	40.050 4	36.500 6
5	Team R7	R7	235.150	39.750 7	41.200 5	40.450 3	36.700 7	39.450 5	37.600 3
6	Team R6	R6	233.800	40.700 3T	40.950 6	39.650 6	38.850 2	37.600 8	36.050 8
7	Team R2	R2	233.500	41.300 1T	38.700 8	39.800 5	37.800 5T	38.850 6	37.050 4T
8	Team R9	R9	230.000	40.400 5	41.300 4	38.150 8	36.050 8	37.950 7	36.150 7