

2015 Men's JO Nationals

Club Team Results







May 6-10, 2015

Page: 1

Printed: 5/8/2015 9:20 PM

Men / 8 / All Ages

Session: 6-8,6-9,Y11,Y12,Y13,Y14,YQ

Rank	Gym	Team	Score						
1	WOGA Frisco	*	238.400	40.700 1	41.000 5	41.100 1	37.400 6	40.350 1	37.850 2
2	Gymnastics Olympica	*	237.800	38.900 5	42.200 1	39.600 3	39.000 1	40.050 3	38.050 1
3	Universal Gymnastics	*	233.950	40.300 2	38.700 9	40.000 2	37.800 4T	40.100 2	37.050 3
4	5280 Gym North	*	232.900	40.250 3	41.150 3	38.500 6	37.800 4T	38.900 6	36.300 4
5	Premier Gym West	*	232.100	39.250 4	41.850 2	38.800 5	36.400 8	39.650 4	36.150 5
6	Lakeshore Academy	*	230.950	38.400 9T	41.100 4	38.900 4	38.150 3	39.000 5	35.400 6
7	Cypress Acad Of Gym	*	221.350	38.800 6	39.400 7	37.100 9	35.900 9	37.600 7	32.550 10
8	Bartlett Acad Of Gym	*	220.850	38.600 7	36.750 11	37.700 8	37.350 7	36.750 9	33.700 8
9	West Coast Olympia	*	220.200	38.550 8	39.550 6	36.950 10T	34.200 13	35.700 13	35.250 7
10	Champion Gym Texas	*	218.300	38.400 9T	38.650 10	36.950 10T	35.150 11	36.000 11	33.150 9
11	World Xtreme	*	217.250	38.100 11	34.800 13	37.800 7	38.300 2	37.450 8	30.800 13
12	Crenshaw Athletic	*	214.900	38.050 12	39.150 8	34.650 12	34.850 12	36.200 10	32.000 11
13	Prestige Gym- FL	*	208.700	36.300 13	35.600 12	33.600 13	35.800 10	35.950 12	31.450 12