

2015 Men's JO Nationals

Meet Results







May 6-10, 2015

Page: 1
Printed: 5/8/2015 11:59:21 AM

Men / 9 / JO 14 yrs

Session: 4-9







Judge's Signatures

Rank	Num	Name	Gym							AA
1	9110	Angel Leon	Gym World Central	Diff: 5.600	4.500	4.800	3.600	4.700	5.000	
				Exec: 9.200	9.250	9.400	9.400	8.850	8.900	
				ND:						
				Final: 14.800	13.750	14.200	13.000	13.550	13.900	83.200
				Place: 1	3	1	7	1	1	1
2	9115	Christopher Osgood	Victory Gym Acad	Diff: 4.400	4.300	4.500	4.400	3.900	4.000	
				Exec: 9.050	9.500	8.900	9.100	9.050	8.200	
				ND:						
				Final: 13.450	13.800	13.400	13.500	12.950	12.200	79.300
				Place: 12	2	3	3	10*	5*	2
3	9123	Jaret Beyer	Centre Elite Gym	Diff: 4.800	3.800	3.300	4.400	4.200	3.200	
				Exec: 8.950	8.800	9.100	9.200	8.950	9.150	
				ND:						
				Final: 13.750	12.600	12.400	13.600	13.150	12.350	77.850
				Place: 8	19	9T	1	4	3T	3
4	9112	Reid Ross	Oroville Gymnastics	Diff: 4.200	3.900	3.500	4.400	3.800	3.100	
				Exec: 9.100	8.800	9.150	8.900	9.200	8.850	
				ND:			-0.100			
				Final: 13.300	12.700	12.650	13.200	13.000	11.950	76.800
				Place: 16T	14T	8	5T	9	10T	4
5	9136	Jake Sawyer	5280 Gym North	Diff: 4.300	4.800	3.700	3.600	3.900	3.800	
				Exec: 8.550	8.900	8.200	9.300	9.050	8.150	
				ND:						
				Final: 12.850	13.700	11.900	12.900	12.950	11.950	76.250
				Place: 30	4	23	9*	10*	10T	5
6	9113	Matthew Randolph	Payke Gym Acad	Diff: 4.600	4.500	4.200	2.800	4.000	3.300	
				Exec: 9.250	9.050	8.800	9.100	9.500	7.050	
				ND:			-0.100			
				Final: 13.850	13.550	13.000	11.800	13.500	10.350	76.050
				Place: 7	5	4T	32	2	37	6
7	9125	Evan Pendergast	Eastern National	Diff: 4.700	3.900	3.600	2.800	4.000	3.600	
				Exec: 9.200	8.000	9.300	9.200	8.900	8.750	
				ND:						
				Final: 13.900	11.900	12.900	12.000	12.900	12.350	75.950
				Place: 5T	32*	7	27	12	3T	7
8	9128	Patrick Kramer	Roswell Gymnastics	Diff: 4.600	3.700	3.900	2.800	4.000	3.200	
				Exec: 9.400	9.100	8.400	8.900	9.300	8.450	
				ND:						
				Final: 14.000	12.800	12.300	11.700	13.300	11.650	75.750
				Place: 3*	12T	11T	33	3	15T	8
9	9120	Evan Kriley	Pittsburgh Northstar	Diff: 4.000	4.200	3.600	3.600	3.900	3.700	
				Exec: 8.750	9.650	7.750	8.950	8.900	8.450	
				ND:			-0.100			
				Final: 12.750	13.850	11.350	12.450	12.800	12.150	75.350
				Place: 32T	1	29	17	14	7	9
10	9107	Noah Scigliano	Triad Gymnastics	Diff: 4.300	4.000	2.800	3.600	3.800	3.200	
				Exec: 9.000	8.700	9.150	9.350	8.650	8.650	
				ND:						
				Final: 13.300	12.700	11.950	12.950	12.450	11.850	75.200
				Place: 16T	14T	21T	8	23	12T	10

2015 Men's JO Nationals

Meet Results







May 6-10, 2015

Rank	Num	Name	Gym							AA
11	9109	Caleb Rickard	Diamond Elite Gym	Diff: 4.700	4.100	4.100	4.400	4.200	3.700	
				Exec: 8.200	8.000	8.150	9.150	8.150	8.300	
				ND: _____	_____	_____	_____	_____	_____	
				Final: 12.900	12.100	12.250	13.550	12.350	12.000	75.150
				Place: 26T	29T	14T	2	24T	9	11
12	9124	Christian Jarrell	Fairland Gymnastics	Diff: 4.400	3.900	4.100	3.600	3.700	3.600	
				Exec: 9.000	9.150	7.750	8.650	8.400	8.800	
				ND: _____	_____	_____	_____	_____	_____	
				Final: 13.400	13.050	11.850	12.250	12.100	12.400	75.050
				Place: 13T	7	24	19T	30	2	12
13	9104	Cash Buske	Swiss Turners Gym	Diff: 4.300	4.100	3.900	3.600	3.800	3.900	
				Exec: 8.750	8.150	8.500	9.150	8.900	7.950	
				ND: _____	_____	_____	_____	_____	_____	
				Final: 13.050	12.250	12.400	12.750	12.700	11.850	75.000
				Place: 23T	26	9T	13*	16	12T	13
14	9131	Nehemiah Baker	Flip Force Gym	Diff: 4.400	3.900	3.700	3.600	3.800	3.100	
				Exec: 8.650	8.900	8.250	9.150	9.250	8.150	
				ND: _____	_____	_____	_____	_____	_____	
				Final: 13.050	12.800	11.950	12.750	13.050	11.250	74.850
				Place: 23T	12T	21T	13*	6T	23	14
15	9106	Carter Tope	Triad Gymnastics	Diff: 4.800	4.300	4.400	3.600	3.700	3.100	
				Exec: 8.500	8.650	7.800	9.200	8.350	8.300	
				ND: _____	_____	_____	_____	_____	_____	
				Final: 13.300	12.950	12.200	12.800	12.050	11.400	74.700
				Place: 16T	8	16	12	31T	18T	15
16	9114	Yuchen Lee	South Coast Gym	Diff: 5.300	3.900	2.900	4.000	3.900	2.800	
				Exec: 8.750	8.600	8.200	9.300	8.700	8.200	
				ND: _____	_____	_____	_____	_____	_____	
				Final: 14.050	12.500	11.100	13.300	12.600	11.000	74.550
				Place: 2	20	34	4	18T	29T	16
17	9135	Rory Carroll	5280 Gym North	Diff: 4.300	4.300	4.100	3.600	3.800	3.700	
				Exec: 9.100	8.400	7.900	8.600	8.750	7.950	
				ND: _____	_____	_____	_____	_____	_____	
				Final: 13.400	12.700	12.000	12.200	12.550	11.650	74.500
				Place: 13*	14T	19T	22T	20T	15T	17
18	9122	Mathew Diaz	Parkettes-PA	Diff: 5.100	3.900	4.600	3.600	4.100	3.200	
				Exec: 8.800	8.450	8.350	8.750	8.200	7.500	
				ND: _____	_____	_____	-0.100	_____	_____	
				Final: 13.900	12.350	12.950	12.250	12.300	10.700	74.450
				Place: 5T	23	6	19T	26T	34T	18
19	9117	Morgan Seyler	Southlake Gym Acad	Diff: 4.800	3.900	4.000	3.600	4.000	3.300	
				Exec: 8.750	8.000	8.300	9.600	8.050	7.850	
				ND: _____	_____	_____	_____	_____	_____	
				Final: 13.550	11.900	12.300	13.200	12.050	11.150	74.150
				Place: 10T	32*	11T	5T	31*	26T	19
20	9139	Massimo Sweet	Sterling Gymnastics	Diff: 4.400	3.800	4.400	3.600	3.900	3.000	
				Exec: 8.050	7.300	9.050	9.250	9.150	7.900	
				ND: _____	_____	_____	_____	_____	_____	
				Final: 12.450	11.100	13.450	12.850	13.050	10.900	73.800
				Place: 36T	38	2	11	6T	31T	20

2015 Men's JO Nationals

Meet Results







May 6-10, 2015

Rank	Num	Name	Gym							AA
21	9119	Jacob Cooke	Hanover Gymnastics	Diff: 4.400	3.800	4.200	3.600	4.000	3.200	
				Exec: 8.750	9.050	8.050	9.050	8.050	7.800	
				ND: _____	_____	_____	-0.300	_____	_____	
				Final: 13.150	12.850	12.250	12.350	12.050	11.000	73.650
				Place: 21	10T	14T	18	31*	29T	21
22	9127	Jared Sheets	Atlanta School	Diff: 4.400	3.900	2.400	2.800	3.700	2.500	
				Exec: 9.250	9.000	9.150	9.100	8.600	8.800	
				ND: _____	_____	_____	_____	_____	_____	
				Final: 13.650	12.900	11.550	11.900	12.300	11.300	73.600
				Place: 9	9	26T	29*	26T	20*	22
23	9126	Miles Miller	World Cup Gymnastics	Diff: 4.300	3.800	3.300	2.800	3.500	4.000	
				Exec: 9.100	8.350	7.400	9.400	9.000	8.200	
				ND: _____	_____	_____	_____	_____	_____	
				Final: 13.400	12.150	10.700	12.200	12.500	12.200	73.150
				Place: 13*	28	38	22T	22	5*	23
24	9129	Austin Torres	Gym Acad Of Atlanta	Diff: 4.100	3.900	4.100	3.600	3.800	2.600	
				Exec: 8.800	8.950	8.000	8.900	8.400	7.850	
				ND: _____	_____	_____	_____	_____	_____	
				Final: 12.900	12.850	12.100	12.500	12.200	10.450	73.000
				Place: 26T	10T	17T	16	28	36	24
25	9118	Blake Winkler	Texas Dreams Gym	Diff: 4.400	3.900	4.400	3.200	3.400	2.500	
				Exec: 8.850	7.600	8.600	8.150	8.950	8.800	
				ND: _____	_____	_____	_____	_____	_____	
				Final: 13.250	11.500	13.000	11.350	12.350	11.300	72.750
				Place: 20	37	4T	35	24T	20*	25
26	9103	Genya Nenaydykh	Swiss Turners Gym	Diff: 3.900	3.800	3.400	2.800	3.500	4.000	
				Exec: 8.550	8.250	8.700	8.850	9.350	7.500	
				ND: _____	_____	_____	_____	_____	_____	
				Final: 12.450	12.050	12.100	11.650	12.850	11.500	72.600
				Place: 36T	31	17T	34	13	17	26
27T	9137	Derek Stark	5280 Gym North	Diff: 4.900	4.400	3.500	2.000	3.800	4.000	
				Exec: 8.650	8.300	7.800	8.950	8.100	8.050	
				ND: _____	_____	_____	-0.300	_____	_____	
				Final: 13.550	12.700	11.300	10.650	11.900	12.050	72.150
				Place: 10T	14T	30T	37	35T	8	27T
27T	9105	Alexander Kremer	Swiss Turners Gym	Diff: 4.100	3.700	2.600	2.800	3.800	2.300	
				Exec: 8.700	8.600	9.200	9.100	8.850	8.400	
				ND: _____	_____	_____	_____	_____	_____	
				Final: 12.800	12.300	11.800	11.900	12.650	10.700	72.150
				Place: 31	24T	25	29*	17	34T	27T
29	9111	Brant Luevano	High Sierra Gym	Diff: 3.800	3.700	3.500	3.600	3.700	3.000	
				Exec: 9.100	8.150	8.050	9.000	8.200	8.100	
				ND: _____	_____	_____	_____	_____	_____	
				Final: 12.900	11.850	11.550	12.600	11.900	11.100	71.900
				Place: 26T	35	26T	15	35T	28	29
30	9134	James Read	Michigan Academy	Diff: 3.900	3.200	4.100	2.800	3.600	2.600	
				Exec: 9.050	9.000	8.200	9.250	7.850	8.300	
				ND: _____	_____	_____	_____	_____	_____	
				Final: 12.950	12.200	12.300	12.050	11.450	10.900	71.850
				Place: 25	27	11T	24T	39	31T	30

2015 Men's JO Nationals

Meet Results

May 6-10, 2015

Rank	Num	Name	Gym							AA
31	9132	Serron Pettis	Chicago Park	Diff: 4.400	3.100	3.400	3.000	3.700	2.700	
				Exec: 8.900	9.200	7.600	8.950	8.450	8.500	
				ND: _____	_____	_____	-0.100	_____	_____	
				Final: 13.300	12.300	11.000	11.850	12.150	11.200	71.800
				Place: 16T	24T	35T	31	29	24T	31
32	9133	Alexandre Wolf	Geddert's Twisters	Diff: 4.100	4.000	2.700	3.000	3.800	2.000	
				Exec: 8.900	7.900	8.150	8.300	9.300	9.150	
				ND: -0.100	_____	_____	_____	_____	_____	
				Final: 12.900	11.900	10.850	11.300	13.100	11.150	71.200
				Place: 26T	32T	37	36	5	26T	32
33	9130	Nicholas Tuck	Gym Acad Of Atlanta	Diff: 3.900	4.100	3.900	3.600	3.500	3.100	
				Exec: 8.650	7.550	7.100	8.450	9.100	8.100	
				ND: _____	_____	_____	_____	_____	_____	
				Final: 12.550	11.650	11.000	12.050	12.600	11.200	71.050
				Place: 34	36	35T	24T	18T	24T	33
34T	9102	Flint Bornstein	M & M Gymnastics	Diff: 3.900	3.900	3.400	3.000	3.700	2.500	
				Exec: 8.500	8.750	8.100	7.500	9.050	8.250	
				ND: _____	_____	_____	_____	_____	_____	
				Final: 12.400	12.650	11.500	10.500	12.750	10.750	70.550
				Place: 39	18	28	38	15	33	34T
34T	9116	Gianni Young	Dynamic Gym Acad	Diff: 4.600	4.100	4.300	3.000	4.100	3.900	
				Exec: 7.900	6.450	7.700	9.250	7.450	7.800	
				ND: _____	_____	_____	_____	_____	_____	
				Final: 12.500	10.550	12.000	12.250	11.550	11.700	70.550
				Place: 35	39	19T	19T	37	14	34T
36T	9101	Eli Parker	Minnesota Valley Gym	Diff: 4.300	3.700	2.200	2.800	3.500	2.000	
				Exec: 8.800	8.400	9.100	9.150	9.050	7.400	
				ND: _____	_____	_____	_____	_____	_____	
				Final: 13.100	12.100	11.300	11.950	12.550	9.400	70.400
				Place: 22	29T	30T	28	20T	39	36T
36T	9138	Craig Reardon Jr.	Gymnastics And More	Diff: 4.600	4.200	2.700	3.600	3.800	3.200	
				Exec: 9.400	5.750	8.450	9.300	7.200	8.200	
				ND: _____	_____	_____	_____	_____	_____	
				Final: 14.000	9.950	11.150	12.900	11.000	11.400	70.400
				Place: 3*	40	32T	9*	40	18T	36T
38	9100	Mitchell Conzemius	Classic Gymnastics	Diff: 4.200	3.900	3.100	2.000	3.800	2.800	
				Exec: 8.550	8.550	8.050	7.900	8.200	8.500	
				ND: _____	_____	_____	_____	_____	_____	
				Final: 12.750	12.450	11.150	9.900	12.000	11.300	69.550
				Place: 32T	21	32T	39	34	20T	38
39	9121	Sawyer Van Etten	Artistic Sports Acad	Diff: 4.500	3.600	3.200	3.000	3.400	3.100	
				Exec: 7.950	8.800	7.300	9.150	8.100	7.200	
				ND: _____	_____	_____	-0.100	_____	_____	
				Final: 12.450	12.400	10.500	12.050	11.500	10.300	69.200
				Place: 36T	22	39	24T	38	38	39
40	9264	Cade Solito	Twisters Gym- MD	Diff: 0.000	4.100	0.000	0.000	3.400	0.000	
				Exec: 0.000	9.250	0.000	0.000	9.650	0.000	
				ND: _____	_____	_____	_____	_____	_____	
				Final: 0.000	13.350	0.000	0.000	13.050	0.000	26.400
				Place: 40	6	40	40	6T	40	40