

# 2015 Men's JO Nationals

## Meet Results







May 6-10, 2015

Page: 1  
Printed: 5/8/2015 11:59:18 AM

Men / 8 / JO 12 yrs

Session: 4-8







Judge's Signatures

Rank	Num	Name	Gym							AA
1	8113	Donovan Hewitt	Fairland Gymnastics	Diff: 3.600	4.000	3.400	3.600	3.500	3.400	
				Exec: 9.300	9.100	9.500	9.150	9.350	9.200	
				ND: _____	_____	_____	_____	_____	_____	
				Final: 12.900	13.100	12.900	12.750	12.850	12.600	77.100
				Place: 12*	3	2	4	6*	1	1
2	8107	Wesley Knudson	Danik Gymnastics	Diff: 3.800	3.400	2.600	3.000	3.900	3.400	
				Exec: 9.300	9.300	9.500	9.250	9.350	8.900	
				ND: _____	_____	_____	_____	_____	_____	
				Final: 13.100	12.700	12.100	12.250	13.250	12.300	75.700
				Place: 3T	10	15T	8*	1	3	2
3	8135	Max Enis	Sterling Gymnastics	Diff: 4.200	4.100	3.300	3.600	3.800	2.300	
				Exec: 9.250	9.400	8.900	9.300	9.100	7.950	
				ND: _____	_____	_____	-0.100	_____	_____	
				Final: 13.450	13.500	12.200	12.800	12.900	10.250	75.100
				Place: 2	2	10T	3	5	22T	3
4	8132	Logan Myers	5280 Gym North	Diff: 3.900	4.000	3.800	3.000	3.700	3.600	
				Exec: 9.100	8.200	9.000	9.000	8.650	8.800	
				ND: _____	_____	_____	-0.100	_____	_____	
				Final: 13.000	12.200	12.800	11.900	12.350	12.400	74.650
				Place: 8*	16*	3	15	17T	2	4
5	8127	Brian Hosmer	Michigan Academy	Diff: 3.400	4.200	3.900	2.800	3.900	3.600	
				Exec: 9.000	9.500	8.300	9.000	9.300	7.550	
				ND: _____	_____	_____	_____	_____	_____	
				Final: 12.400	13.700	12.200	11.800	13.200	11.150	74.450
				Place: 23*	1	10T	16	2	11T	5
6	8133	Noah Giordano	5280 Gym North	Diff: 4.100	4.100	3.800	3.000	3.600	3.300	
				Exec: 9.000	8.500	9.200	9.200	7.850	8.600	
				ND: _____	_____	_____	_____	_____	_____	
				Final: 13.100	12.600	13.000	12.200	11.450	11.900	74.250
				Place: 3T	13	1	10	25	4	6
7T	8119	Ray Bridges 3rd	World Xtreme	Diff: 3.900	3.700	3.500	4.400	3.600	3.100	
				Exec: 8.900	8.050	9.100	9.050	9.100	7.550	
				ND: _____	_____	_____	_____	_____	_____	
				Final: 12.800	11.750	12.600	13.450	12.700	10.650	73.950
				Place: 16	23	5	1	9	15T	7T
7T	8130	Jack Spurlock	5280 Gym North	Diff: 4.100	4.200	3.800	3.600	3.600	2.600	
				Exec: 8.950	8.550	8.750	8.800	8.950	8.050	
				ND: _____	_____	_____	_____	_____	_____	
				Final: 13.050	12.750	12.550	12.400	12.550	10.650	73.950
				Place: 7	9	6	7	11T	15T	7T
9	8131	Mark Detrick	5280 Gym North	Diff: 3.900	4.300	3.800	2.800	3.500	3.300	
				Exec: 8.950	8.750	8.650	7.950	9.000	8.550	
				ND: _____	_____	_____	_____	_____	_____	
				Final: 12.850	13.050	12.450	10.750	12.500	11.850	73.450
				Place: 15	4	7	28*	15	5	9
10	8126	Dylan Weiss	Geddert's Twistars	Diff: 3.600	4.300	3.500	3.000	3.300	2.400	
				Exec: 9.350	8.500	8.500	8.700	9.100	8.950	
				ND: _____	_____	_____	_____	_____	_____	
				Final: 12.950	12.800	12.000	11.700	12.400	11.350	73.200
				Place: 11	6T	18	18	16	8	10

# 2015 Men's JO Nationals

## Meet Results







May 6-10, 2015

Rank	Num	Name	Gym							AA
11	8106	Jacob Becchetti	Aspire Jr. Sun Devils	Diff: 3.500	3.900	2.200	2.800	3.400	2.500	
				Exec: 9.100	9.050	9.500	9.150	9.150	8.500	
				ND:						
				Final: 12.600	12.950	11.700	11.950	12.550	11.000	72.750
				Place: 20	5	22T	14	11T	13	11
12	8116	Connor Gallagher	World Cup Gymnastics	Diff: 3.400	3.700	2.700	2.800	2.700	2.400	
				Exec: 9.700	9.100	9.350	8.800	8.850	9.050	
				ND:						
				Final: 13.100	12.800	12.050	11.600	11.550	11.450	72.550
				Place: 3T	6T	17	19T	23	7	12
13	8104	Michael Konle	Swiss Turners Gym	Diff: 4.000	3.100	3.300	3.600	2.900	2.500	
				Exec: 8.700	8.000	9.100	8.850	9.300	9.050	
				ND:						
				Final: 12.700	11.100	12.400	12.450	12.200	11.550	72.400
				Place: 18	28	8	6	19*	6	13
14	8123	Shion Aizawa	Harpeth Gymnastics	Diff: 3.900	4.100	3.300	2.800	3.800	2.500	
				Exec: 9.100	8.550	8.650	8.550	8.850	8.150	
				ND:						
				Final: 13.000	12.650	11.950	11.350	12.650	10.650	72.250
				Place: 8*	11T	19T	21T	10	15T	14
15	8134	Matthew Travaglini	Gymnastics And More	Diff: 4.200	3.000	2.800	3.000	3.600	2.600	
				Exec: 9.300	9.050	9.350	7.900	9.500	7.600	
				ND:						
				Final: 13.500	12.050	12.150	10.900	13.100	10.200	71.900
				Place: 1	19T	13T	26	3	24	15
16	8112	Zyler Powers	Paragon Gym	Diff: 4.000	2.800	3.100	3.600	3.400	2.200	
				Exec: 9.500	6.950	9.100	9.600	9.450	8.450	
				ND: -0.500						
				Final: 13.000	9.750	12.200	13.200	12.850	10.650	71.650
				Place: 8T	29	10T	2	6T	15T	16
17	8124	Nicholas Hensley	Harpeth Gymnastics	Diff: 3.500	3.700	3.400	2.200	2.900	2.400	
				Exec: 8.600	8.400	8.550	9.400	9.650	8.750	
				ND:						
				Final: 12.100	12.100	11.950	11.600	12.550	11.150	71.450
				Place: 28	18	19T	19T	11T	11T	17
18	8115	Cannon Johnson	US Gymnastics DC	Diff: 3.900	4.200	3.700	3.600	3.500	3.300	
				Exec: 8.850	8.450	6.650	9.000	8.000	8.000	
				ND:						
				Final: 12.750	12.650	10.350	12.600	11.500	11.300	71.150
				Place: 17	11T	29	5	24	9	18
19	8129	Ben Roesener	5280 Gym South	Diff: 3.300	4.100	3.400	3.000	3.400	2.400	
				Exec: 9.150	7.450	9.250	8.500	9.600	7.750	
				ND:			-0.300			
				Final: 12.450	11.550	12.650	11.200	13.000	10.150	71.000
				Place: 22	25	4	23	4	25T	19
20	8105	Quinn McClure	Swiss Turners Gym	Diff: 3.400	4.100	2.600	2.000	3.400	1.900	
				Exec: 9.000	8.700	8.750	9.350	8.950	8.600	
				ND:						
				Final: 12.400	12.800	11.350	11.350	12.350	10.500	70.750
				Place: 23*	6T	27	21T	17T	20	20

# 2015 Men's JO Nationals

## Meet Results

May 6-10, 2015

Rank	Num	Name	Gym							AA
21	8120	Juan Gomez	Trousdell Gym CTR	Diff: 3.200	3.600	3.300	2.800	3.500	2.300	
				Exec: 8.750	8.100	8.800	7.950	9.350	8.950	
				ND:						
				Final: 11.950	11.700	12.100	10.750	12.850	11.250	70.600
				Place: 29	24	15T	28*	6*	10	21
22	8101	Brennan Keogh	Minnesota Valley Gym	Diff: 3.600	3.400	3.100	3.600	3.200	1.100	
				Exec: 9.300	8.500	9.250	8.550	9.350	7.550	
				ND:						
				Final: 12.900	11.900	12.350	12.150	12.550	8.650	70.500
				Place: 12*	22	9	11	11T	28	22
23	8122	Michael Kelly	Foothill Gym	Diff: 3.700	3.200	3.000	3.000	2.800	2.200	
				Exec: 9.400	8.750	8.700	8.100	8.850	8.750	
				ND:						
				Final: 13.100	11.950	11.700	11.100	11.650	10.950	70.450
				Place: 3T	21	22T	25	22	14	23
24	8121	Jason Abreu	Prestige Gym- FL	Diff: 3.700	2.900	2.800	3.000	2.900	2.700	
				Exec: 8.950	8.250	8.950	9.250	9.300	7.600	
				ND:						
				Final: 12.650	11.150	11.750	12.250	12.200	10.300	70.300
				Place: 19	27	21	8*	19*	21	24
25	8118	Martin Griffin	World Xtreme	Diff: 3.800	2.900	2.600	3.600	3.100	2.200	
				Exec: 8.600	8.300	9.550	8.750	9.000	7.950	
				ND:			-0.300			
				Final: 12.400	11.200	12.150	12.050	12.100	10.150	70.050
				Place: 23T	26	13T	12	21	25T	25
26	8125	Dylan Drass	Hocking Valley Gym	Diff: 3.600	4.600	3.400	3.000	3.400	2.300	
				Exec: 8.900	7.800	8.050	9.000	7.800	7.150	
				ND:						
				Final: 12.500	12.400	11.450	12.000	11.200	9.450	69.000
				Place: 21	15	25	13	26	27	26
27	8103	Max Riker	Rapid City Gym	Diff: 3.700	3.500	2.500	2.800	2.700	3.500	
				Exec: 8.600	8.550	8.900	8.950	8.200	7.050	
				ND:						
				Final: 12.300	12.050	11.400	11.750	10.900	10.550	68.950
				Place: 26	19T	26	17	28T	19	27
28	8128	Oz Alkaitis	Xtreme Altitude	Diff: 3.500	4.000	3.300	3.600	3.300	2.100	
				Exec: 8.750	8.200	8.200	7.550	7.600	8.150	
				ND:						
				Final: 12.250	12.200	11.500	11.150	10.900	10.250	68.250
				Place: 27	16*	24	24	28T	22T	28
29	8117	Braden Hester	GymAcad Of Atlanta	Diff: 3.700	3.700	2.400	3.000	3.100	1.900	
				Exec: 9.200	8.800	8.650	8.150	8.000	6.050	
				ND:			-0.300			
				Final: 12.900	12.500	11.050	10.850	11.100	7.950	66.350
				Place: 12T	14	28	27	27	29	29