

# 2015 Men's JO Nationals

## Meet Results

May 6-10, 2015







Page: 1

Printed: 5/8/2015 11:59:16 AM

Men / 8 / JO 11 yrs.

Session: 4-8







Judge's Signatures

Rank	Num	Name	Gym							AA
1	8160	Matthew Romalia	5280 Gym South	Diff: 4.300	4.400	3.800	4.400	3.600	3.100	
				Exec: 9.100	9.550	9.000	9.700	9.200	8.650	
				ND: _____	_____	_____	_____	_____	_____	
				Final: 13.400	13.950	12.800	14.100	12.800	11.750	78.800
				Place: 1T	1	3	1	4	4T	1
2	8164	Landen Blixt	Infinity Gym Academy	Diff: 4.100	4.100	3.900	2.800	3.500	3.000	
				Exec: 9.300	9.350	9.200	8.250	9.350	8.950	
				ND: _____	_____	_____	-0.100	_____	_____	
				Final: 13.400	13.450	13.100	10.950	12.850	11.950	75.700
				Place: 1T	3*	1	25	2*	1*	2
3	8159	Ari Bekker	Michigan Academy	Diff: 4.100	3.700	4.000	3.600	3.500	3.200	
				Exec: 9.100	9.000	9.050	9.000	9.050	8.100	
				ND: _____	_____	_____	_____	_____	_____	
				Final: 13.200	12.700	13.050	12.600	12.550	11.300	75.400
				Place: 3T	10	2	4	6	8T	3
4	8161	Thomas Wells	AirTime Training	Diff: 3.800	4.000	3.600	3.000	3.800	2.900	
				Exec: 9.400	8.950	8.550	9.050	9.300	8.850	
				ND: _____	_____	_____	_____	_____	_____	
				Final: 13.200	12.950	12.150	12.050	13.100	11.750	75.200
				Place: 3T	6T	10	8*	1	4T	4
5	8149	Joshua Henry-Price	Fairland Gymnastics	Diff: 3.700	4.300	3.400	3.000	3.300	3.000	
				Exec: 9.200	8.750	9.200	8.200	9.300	8.950	
				ND: _____	_____	_____	_____	_____	_____	
				Final: 12.900	13.050	12.600	11.200	12.600	11.950	74.300
				Place: 11T	5	4T	21T	5	1*	5
6	8138	Nathanael Wolters	Liberty Gymnastics	Diff: 3.500	4.100	3.600	2.800	3.200	3.200	
				Exec: 9.000	9.350	7.900	8.650	9.300	8.750	
				ND: _____	_____	_____	-0.100	_____	_____	
				Final: 12.500	13.450	11.500	11.350	12.500	11.950	73.250
				Place: 20	3*	21T	18	7T	1T	6
7	8142	Bryan Woffinden	Houston Elite Gym	Diff: 3.300	3.900	2.900	2.800	3.000	2.200	
				Exec: 9.100	9.050	9.500	8.400	9.450	9.200	
				ND: _____	_____	_____	_____	_____	_____	
				Final: 12.400	12.950	12.400	11.200	12.450	11.400	72.800
				Place: 21T	6*	8	21*	9	7	7
8T	8154	Ajani Turner	World Xtreme	Diff: 3.600	3.900	3.500	3.600	2.900	1.900	
				Exec: 9.300	7.950	9.100	9.200	9.600	8.100	
				ND: _____	_____	_____	_____	_____	_____	
				Final: 12.900	11.850	12.600	12.800	12.500	10.000	72.650
				Place: 11T	21	4T	2	7T	20	8T
8T	8140	Mark Berlaga	Stanford Boys Gym	Diff: 3.700	4.400	3.500	2.800	3.000	1.900	
				Exec: 9.500	9.200	8.400	8.650	9.400	8.200	
				ND: _____	_____	_____	_____	_____	_____	
				Final: 13.200	13.600	11.900	11.450	12.400	10.100	72.650
				Place: 3T	2	14T	17	10	18	8T
10	8146	Caden Peacock	Zero Gravity-Hewitt	Diff: 3.900	3.700	3.500	2.800	2.900	2.600	
				Exec: 9.250	8.850	9.000	8.550	8.750	8.150	
				ND: _____	_____	_____	-0.100	_____	_____	
				Final: 13.150	12.550	12.500	11.250	11.650	10.750	71.850
				Place: 6*	11	7	20	19T	14	10

# 2015 Men's JO Nationals

## Meet Results







May 6-10, 2015

Rank	Num	Name	Gym							AA
11	8163	Lucas Burge	5280 Gym North	Diff: 3.900	3.600	3.600	3.000	3.300	2.300	
				Exec: 9.050	8.100	8.500	8.850	8.600	8.700	
				ND:						
				Final: 12.950	11.700	12.100	11.850	11.900	11.000	71.500
				Place: 10	22	11T	12	16T	10	11
12	8137	Mohamed El. Askary	Azarian Gymnastics	Diff: 3.800	3.700	2.900	3.000	3.300	2.500	
				Exec: 8.250	8.300	8.550	9.250	8.700	8.800	
				ND:						
				Final: 12.050	12.000	11.450	12.250	12.000	11.300	71.050
				Place: 25	18	24	7	14	8T	12
13	8162	Benjamin Gruber	5280 Gym North	Diff: 3.900	3.600	2.700	3.000	3.500	2.100	
				Exec: 9.250	6.950	8.850	8.900	9.350	8.700	
				ND:						
				Final: 13.150	10.550	11.550	11.900	12.850	10.800	70.800
				Place: 6*	29	18T	10T	2*	12T	13
14	8156	Frans Alvarez	Prestige Gym- FL	Diff: 3.600	3.900	2.900	2.800	3.500	2.500	
				Exec: 8.800	8.450	8.650	9.000	8.450	8.000	
				ND:						
				Final: 12.400	12.350	11.550	11.800	11.950	10.500	70.550
				Place: 21T	13T	18T	13*	15	16	14
15	8143	Erich Upton	Iron Cross Gym	Diff: 3.600	3.700	2.600	2.800	3.300	2.600	
				Exec: 9.050	9.050	8.400	7.950	8.300	8.950	
				ND:						
				Final: 12.650	12.750	11.000	10.750	11.600	11.550	70.300
				Place: 15T	9	28	27	21	6	15
16	8151	Lawson Haynes	Capital Gym-VA	Diff: 3.400	3.400	3.400	3.600	3.300	2.200	
				Exec: 8.150	8.000	8.650	8.900	8.350	8.600	
				ND:						
				Final: 11.550	11.400	12.050	12.500	11.650	10.800	69.950
				Place: 27	24	13	5	19T	12T	16
17	8139	Zachary Neiman-Macak	South Coast Gym	Diff: 3.700	4.100	3.800	3.600	3.400	3.200	
				Exec: 9.000	7.400	8.500	9.100	8.050	6.000	
				ND:						
				Final: 12.700	11.500	12.300	12.700	11.450	9.200	69.850
				Place: 14	23	9	3	23	27	17
18	8147	Dominic Pozo	Upper Merion D&G CTR	Diff: 4.200	3.600	2.500	3.000	3.300	2.200	
				Exec: 8.850	8.650	9.000	9.050	7.650	7.650	
				ND:						
				Final: 13.050	12.250	11.500	12.050	10.950	9.850	69.650
				Place: 8T	15	21*	8*	26T	21T	18
19	8155	William Harrington	Orlando Metro Gym	Diff: 3.800	3.200	2.500	3.600	3.000	2.400	
				Exec: 8.850	7.900	8.850	8.700	8.300	8.450	
				ND:						
				Final: 12.650	11.100	11.350	12.300	11.300	10.850	69.550
				Place: 15T	26	25	6	24	11	19
20	8148	Aidan Webster	Upper Merion D&G CTR	Diff: 3.400	4.000	3.400	2.800	3.200	1.900	
				Exec: 8.550	8.050	8.500	9.000	8.350	8.150	
				ND:						
				Final: 11.950	12.050	11.900	11.800	11.550	10.050	69.300
				Place: 26	17	14T	13*	22	19	20

# 2015 Men's JO Nationals

## Meet Results

May 6-10, 2015

Rank	Num	Name	Gym							AA
21	8136	Henry Van Pietersom	Salto Gymnastics	Diff: 3.500 Exec: 9.100 ND: _____ Final: 12.600 Place: 17T	2.400 8.750 _____ 11.150 25	2.600 9.050 _____ 11.650 16	2.000 9.300 _____ 11.300 19	2.800 9.100 _____ 11.900 16T	2.200 8.250 _____ 10.450 17	69.050 21
22	8153	Aiden Whitehead	World Xtreme	Diff: 3.300 Exec: 8.800 ND: _____ Final: 12.100 Place: 24	3.400 7.250 _____ 10.650 28	3.100 9.500 _____ 12.600 4T	2.800 9.100 _____ 11.900 10T	2.900 9.350 _____ 12.250 12	1.900 7.250 _____ 9.150 28	68.650 22
23	8150	Alisher Shermatov	Premier Gymnastics	Diff: 3.600 Exec: 9.000 ND: _____ Final: 12.600 Place: 17T	3.600 8.850 _____ 12.450 12	3.000 8.550 _____ 11.550 18T	2.800 8.400 _____ 11.200 21*	2.900 8.200 _____ 11.100 25	2.000 7.650 _____ 9.650 23	68.550 23
24	8141	Rylee Crowe	Crenshaw Athletic	Diff: 3.300 Exec: 8.850 ND: _____ Final: 12.150 Place: 23	3.600 8.750 _____ 12.350 13T	2.500 8.600 _____ 11.100 26T	2.800 7.900 _____ 10.700 28*	3.200 9.150 _____ 12.350 11	2.600 7.000 _____ 9.600 24T	68.250 24
25	8158	Paul Thompson III	Chicago Park	Diff: 4.100 Exec: 8.800 ND: _____ Final: 12.900 Place: 11T	3.600 8.300 _____ 11.900 19T	2.700 8.900 _____ 11.600 17	2.800 8.000 _____ 10.800 26	3.100 9.050 _____ 12.150 13	2.100 6.550 _____ 8.650 29	68.000 25
26	8157	Elijah Klier	Prestige Gym- FL	Diff: 3.500 Exec: 7.750 ND: _____ Final: 11.250 Place: 28	3.700 8.400 _____ 12.100 16	2.500 7.800 _____ 10.300 29	3.000 8.750 _____ 11.750 15	3.300 8.500 _____ 11.800 18	2.600 8.050 _____ 10.650 15	67.850 26
27T	8152	Matthew Browne	Atlanta School	Diff: 3.700 Exec: 9.350 ND: _____ Final: 13.050 Place: 8T	2.500 8.500 _____ 11.000 27	2.500 9.600 _____ 12.100 11T	2.800 7.900 _____ 10.700 28*	2.500 8.450 _____ 10.950 26T	0.800 8.800 _____ 9.600 24T	67.400 27T
27T	8145	Jacob Busby	Zero Gravity-Leander	Diff: 4.000 Exec: 8.600 ND: _____ Final: 12.600 Place: 17T	3.900 9.050 _____ 12.950 6*	3.400 7.700 _____ 11.100 26T	3.000 8.100 _____ 11.100 24	3.700 6.100 _____ 9.800 29	2.500 7.350 _____ 9.850 21T	67.400 27T
29	8144	Landon Tipton	Texas Elite Gym Acad	Diff: 3.300 Exec: 7.450 ND: _____ Final: 10.750 Place: 29	3.900 8.000 _____ 11.900 19T	2.500 9.000 _____ 11.500 21*	2.800 8.800 _____ 11.600 16	2.900 8.000 _____ 10.900 28	2.200 7.300 _____ 9.500 26	66.150 29