

2015 Men's JO Nationals

Meet Results

May 6-10, 2015







Page: 1

Printed: 5/8/2015 9:21 PM

Men / 9 / JE 14 yrs

Session: 6-9

Judge's Signatures







Rank	Num	Name	Gym							AA
1	9244	Vitaliy Guimaraes	5280 Gym North	Diff: 5.500	5.200	5.000	4.400	4.500	5.100	
				Exec: 9.300	9.350	9.200	9.700	8.600	8.300	
				ND: _____	_____	_____	_____	_____	_____	
				Final: 14.800	14.550	14.200	14.100	13.100	13.400	84.150
				Place: 2	3	3	1T	17T	7*	1
2	9265	David Pochinka	WOGA Plano	Diff: 5.000	5.200	4.700	4.400	4.700	3.800	
				Exec: 8.950	9.700	9.400	9.200	9.000	8.900	
				ND: _____	_____	_____	-0.100	_____	_____	
				Final: 13.950	14.900	14.100	13.500	13.700	12.700	82.850
				Place: 15T	1	4	11T	6	18	2
3	9237	Nikita Bolotsky	Kingdom Gym	Diff: 5.700	4.800	5.200	4.400	5.000	4.500	
				Exec: 9.300	7.750	9.500	9.650	8.600	8.300	
				ND: _____	_____	_____	_____	_____	_____	
				Final: 15.000	12.550	14.700	14.050	13.600	12.800	82.700
				Place: 1	26T	2	3	7	16T	3
4	9240	Michael Fletcher	NEAG- Marlborough	Diff: 4.700	4.800	4.500	5.200	4.900	5.100	
				Exec: 8.900	8.950	9.350	9.000	8.950	8.300	
				ND: _____	_____	_____	-0.300	_____	_____	
				Final: 13.600	13.750	13.850	13.900	13.850	13.400	82.350
				Place: 26	8T	9	5	3	7*	4
5	9280	Dylan Young	Gymnastics Olympica	Diff: 5.000	4.900	4.400	4.400	4.500	4.800	
				Exec: 9.600	9.200	8.900	9.050	8.700	8.900	
				ND: _____	_____	_____	-0.100	_____	_____	
				Final: 14.600	14.100	13.300	13.350	13.200	13.700	82.250
				Place: 5	5	16	13	13T	3	5
6	9257	Brody Malone	Cartersville Twister	Diff: 4.900	4.100	4.300	3.800	4.300	4.400	
				Exec: 9.200	9.550	8.800	9.500	9.250	9.350	
				ND: _____	_____	_____	_____	_____	_____	
				Final: 14.100	13.650	13.100	13.300	13.550	13.750	81.450
				Place: 11*	10T	19T	14T	8	2	6
7	9261	Kevin Penev	Rochester GA	Diff: 5.300	5.000	4.900	4.400	4.500	4.100	
				Exec: 9.400	9.150	9.050	9.400	8.050	8.300	
				ND: _____	_____	_____	-0.300	_____	_____	
				Final: 14.700	14.150	13.950	13.500	12.550	12.400	81.250
				Place: 3	4	8	11T	33	21	7
8	9250	Jacob Yehling	Premier Gym West	Diff: 4.900	5.100	4.000	4.400	4.300	4.100	
				Exec: 8.750	8.900	8.250	9.300	9.800	9.050	
				ND: -0.300	_____	_____	_____	_____	_____	
				Final: 13.350	14.000	12.250	13.700	14.100	13.150	80.550
				Place: 32T	7	38	8	1	10T	8
9	9258	Andrew Lyubovsky	Capital Gym-VA	Diff: 4.900	4.200	4.200	4.400	4.500	4.500	
				Exec: 9.050	9.200	9.150	8.850	8.400	8.950	
				ND: -0.100	_____	_____	_____	_____	_____	
				Final: 13.850	13.400	13.350	13.250	12.900	13.450	80.200
				Place: 22T	18T	13T	17*	27	5T	9
10	9246	Matthew Szot	Prairie Gym Club	Diff: 4.700	4.200	4.700	3.600	3.900	3.100	
				Exec: 9.300	9.450	9.300	9.450	9.100	9.100	
				ND: _____	_____	_____	_____	_____	_____	
				Final: 14.000	13.650	14.000	13.050	13.000	12.200	79.900
				Place: 13T	10T	6*	23	22T	23	10

2015 Men's JO Nationals

Meet Results

May 6-10, 2015

Page: 2
 Printed: 5/8/2015 9:21 PM
 Men / 9 / JE 14 yrs
 Session: 6-9







Rank	Num	Name	Gym							AA
11	9277	Daniel Yoon	SCATS Gymnastics	Diff: 5.400	4.200	4.600	3.600	4.600	4.500	
				Exec: 9.250	7.900	8.300	9.250	9.400	8.500	
				ND: _____	_____	_____	_____	_____	_____	
				Final: 14.650	12.100	12.900	12.850	14.000	13.000	79.500
				Place: 4	33T	27T	24*	2	14T	11
12	9270	Joshua Williams	Cypress Acad Of Gym	Diff: 5.000	4.200	5.200	4.600	4.500	3.500	
				Exec: 8.900	7.150	9.700	9.200	8.950	8.500	
				ND: _____	_____	_____	_____	_____	_____	
				Final: 13.900	11.350	14.900	13.800	13.450	12.000	79.400
				Place: 18*	42	1	6T	9	27	12
13	9245	Dillan King	USA Gym World	Diff: 4.900	4.800	4.600	4.000	4.400	4.900	
				Exec: 9.050	8.850	8.600	7.000	9.000	9.100	
				ND: _____	_____	_____	_____	_____	_____	
				Final: 13.950	13.650	13.200	11.000	13.400	14.000	79.200
				Place: 15T	10T	18	44	10	1	13
14	9262	Eric Lung	Surgent's Elite Gym	Diff: 4.400	4.200	4.400	3.600	4.200	3.700	
				Exec: 9.300	9.400	9.100	9.150	8.950	8.600	
				ND: _____	_____	_____	_____	_____	_____	
				Final: 13.700	13.600	13.500	12.750	13.150	12.300	79.000
				Place: 24T	13T	11T	28	15T	22	14
15	9266	Joshua Davis	WOGA Frisco	Diff: 4.800	4.200	4.800	4.400	4.600	3.900	
				Exec: 8.550	8.800	9.250	9.250	8.550	8.150	
				ND: -0.300	_____	_____	_____	_____	_____	
				Final: 13.050	13.000	14.050	13.650	13.150	12.050	78.950
				Place: 39T	22	5	9	15T	25T	15
16	9235	Brady Yamamoto	Aspire Jr. Sun Devils	Diff: 4.900	3.900	4.300	4.400	4.100	4.200	
				Exec: 9.100	8.150	9.200	9.200	8.700	8.850	
				ND: -0.100	_____	_____	_____	_____	_____	
				Final: 13.900	12.050	13.500	13.600	12.800	13.050	78.900
				Place: 18T	35T	11T	10	30	13	16
17	9242	Jonathan Liu	NEAG- Marlborough	Diff: 4.800	4.500	4.700	4.400	4.500	4.700	
				Exec: 8.700	9.000	9.300	8.900	7.950	7.450	
				ND: _____	_____	_____	-0.100	_____	_____	
				Final: 13.500	13.500	14.000	13.200	12.450	12.150	78.800
				Place: 27T	15T	6*	19*	35	24	17
18	9252	Stewart Brown	Foothill Gym	Diff: 4.900	3.900	3.100	4.400	4.300	4.100	
				Exec: 9.300	9.150	7.650	9.500	9.000	9.350	
				ND: _____	_____	_____	-0.100	_____	_____	
				Final: 14.200	13.050	10.750	13.800	13.300	13.450	78.550
				Place: 8T	20T	43	6T	11T	5T	18
19	9243	Daniel Clark JR	NESA MA	Diff: 4.700	5.100	4.100	2.800	4.000	3.100	
				Exec: 9.500	9.550	9.000	8.550	9.300	8.650	
				ND: _____	_____	_____	_____	_____	_____	
				Final: 14.200	14.650	13.100	11.350	13.300	11.750	78.350
				Place: 8T	2	19T	41T	11T	31T	19
20	9255	Noah Everett	Stick It Gymnastics	Diff: 4.600	4.800	4.000	3.600	4.300	4.100	
				Exec: 9.300	9.250	9.000	8.850	8.450	7.550	
				ND: _____	_____	_____	_____	_____	_____	
				Final: 13.900	14.050	13.000	12.450	12.750	11.650	77.800
				Place: 18T	6	24T	32*	31	33	20

2015 Men's JO Nationals

Meet Results

May 6-10, 2015

Page: 3
 Printed: 5/8/2015 9:21 PM
 Men / 9 / JE 14 yrs
 Session: 6-9







Rank	Num	Name	Gym							AA
21	9279	Elijah Nuno	Liberty Gymnastics	Diff: 4.800	4.100	3.400	3.600	3.900	3.500	
				Exec: 9.500	9.350	8.200	8.850	9.300	9.150	
				ND: _____	_____	_____	_____	_____	_____	
				Final: 14.300	13.450	11.600	12.450	13.200	12.650	77.650
				Place: 7	17	41	32*	13T	19	21
22	9269	Evan Davis	Cypress Acad Of Gym	Diff: 4.900	4.400	3.900	4.400	4.400	3.900	
				Exec: 9.200	8.150	8.550	8.900	7.750	9.250	
				ND: _____	_____	_____	-0.100	_____	_____	
				Final: 14.100	12.550	12.450	13.200	12.150	13.150	77.600
				Place: 11*	26T	34T	19*	38	10T	22
23	9278	Blake Wilson	SCEGA Gymnastics	Diff: 5.000	4.700	4.600	4.400	3.900	4.800	
				Exec: 8.300	7.050	8.750	8.900	8.500	8.600	
				ND: _____	_____	_____	_____	_____	_____	
				Final: 13.300	11.750	13.350	13.300	12.400	13.400	77.500
				Place: 34T	41	13T	14T	36	7T	23
24	9276	Brandon Hsu	SCATS Gymnastics	Diff: 4.500	4.700	4.600	3.600	4.200	3.400	
				Exec: 9.150	8.900	8.450	9.500	8.750	8.000	
				ND: -0.300	_____	_____	_____	_____	_____	
				Final: 13.350	13.600	13.050	13.100	12.950	11.400	77.450
				Place: 32T	13T	22T	22	24*	36T	24
25	9271	Curtis Chang	Champion Gym Texas	Diff: 5.000	4.700	4.800	3.800	4.200	4.200	
				Exec: 9.400	8.250	8.900	9.000	8.850	6.300	
				ND: _____	_____	_____	_____	_____	_____	
				Final: 14.400	12.950	13.700	12.800	13.050	10.500	77.400
				Place: 6	23T	10	26T	20T	41	25
26	9275	Eric DeLuna	Vitaly Scherbo Gym	Diff: 5.400	4.400	4.600	4.400	4.700	4.200	
				Exec: 8.800	7.950	8.650	8.150	8.400	7.850	
				ND: _____	_____	_____	-0.300	_____	_____	
				Final: 14.200	12.350	13.250	12.250	13.100	12.050	77.200
				Place: 8T	30	17	37T	17T	25T	26
27	9254	Collin Hickey	Stick It Gymnastics	Diff: 4.600	4.100	4.000	4.600	3.800	3.800	
				Exec: 8.050	9.300	8.900	9.500	8.850	7.500	
				ND: _____	_____	_____	_____	_____	_____	
				Final: 12.650	13.400	12.900	14.100	12.650	11.300	77.000
				Place: 44	18T	27T	1T	32	38	27
28	9247	Curran Phillips	Prairie Gym Club	Diff: 4.600	4.600	3.800	2.000	4.300	3.900	
				Exec: 9.350	8.450	8.900	9.300	8.550	9.200	
				ND: _____	_____	_____	_____	_____	_____	
				Final: 13.950	13.050	12.700	11.300	12.850	13.100	76.950
				Place: 15T	20T	31	43	28T	12	28
29	9238	Liam Doherty-Herwitz	Brestyan's	Diff: 5.000	4.000	4.300	4.400	4.300	3.600	
				Exec: 8.150	8.100	9.050	9.000	9.450	7.950	
				ND: -0.300	_____	_____	-0.100	_____	_____	
				Final: 12.850	12.100	13.350	13.300	13.750	11.550	76.900
				Place: 42	33T	13T	14T	5	34T	29
30	9260	Zachary Mitchell	Hotshots Gymnastics	Diff: 4.800	4.700	4.100	3.000	4.100	4.000	
				Exec: 8.600	9.050	8.400	9.300	8.850	7.550	
				ND: _____	_____	_____	_____	_____	_____	
				Final: 13.400	13.750	12.500	12.300	12.950	11.550	76.450
				Place: 30T	8T	32T	36	24T	34T	30

2015 Men's JO Nationals

Meet Results

May 6-10, 2015

Page: 4
 Printed: 5/8/2015 9:21 PM
 Men / 9 / JE 14 yrs
 Session: 6-9







Rank	Num	Name	Gym							AA
31	9256	Alex Schechtman	Atlanta School	Diff: 4.000	3.300	3.500	3.600	4.600	3.800	
				Exec: 9.000	9.650	9.000	9.250	9.200	7.400	
				ND: _____	_____	_____	_____	_____	_____	
				Final: 13.000	12.950	12.500	12.850	13.800	11.200	76.300
				Place: 41	23T	32T	24*	4	39	31
32	9236	Allen Shadan	Azarian Gymnastics	Diff: 4.400	4.000	4.500	3.600	4.800	4.400	
				Exec: 9.050	8.050	7.950	8.800	7.500	9.200	
				ND: _____	_____	_____	_____	_____	_____	
				Final: 13.450	12.050	12.450	12.400	12.300	13.600	76.250
				Place: 29	35T	34T	34T	37	4	32
33	9259	Max Gerber	Hotshots Gymnastics	Diff: 4.700	4.400	4.300	3.600	4.100	3.200	
				Exec: 8.800	9.100	8.700	8.950	8.950	7.250	
				ND: _____	_____	_____	_____	_____	_____	
				Final: 13.500	13.500	13.000	12.550	13.050	10.450	76.050
				Place: 27T	15T	24T	30T	20T	42T	33
34	9272	Cade Muldrow	Bart Conner Gym Acad	Diff: 4.600	3.600	4.200	3.600	3.800	4.600	
				Exec: 8.800	8.650	8.600	9.300	9.050	7.200	
				ND: _____	_____	_____	-0.100	_____	_____	
				Final: 13.400	12.250	12.800	12.800	12.850	11.800	75.900
				Place: 30T	32	30	26T	28T	29T	34
35	9241	Dylan LeClair	NEAG- Marlborough	Diff: 4.700	4.000	3.800	3.600	4.200	3.300	
				Exec: 9.000	8.750	8.000	9.050	8.750	8.550	
				ND: _____	_____	_____	-0.100	_____	_____	
				Final: 13.700	12.750	11.800	12.550	12.950	11.850	75.600
				Place: 24T	25	39	30T	24*	28	35
36	9253	Andy Rodriguez	Universal Gymnastics	Diff: 4.300	3.800	4.600	3.000	4.400	4.100	
				Exec: 8.850	8.500	8.250	8.950	7.650	8.900	
				ND: _____	_____	_____	_____	_____	_____	
				Final: 13.150	12.300	12.850	11.950	12.050	13.000	75.300
				Place: 36T	31	29	40	40	14T	36
37	9263	Dimitry Pressimone	Surgent's Elite Gym	Diff: 4.100	4.000	3.400	3.000	3.800	3.900	
				Exec: 9.200	8.500	9.000	9.050	8.300	8.900	
				ND: _____	_____	_____	_____	_____	_____	
				Final: 13.300	12.500	12.400	12.050	12.100	12.800	75.150
				Place: 34T	28	37	39	39	16T	37
38	9248	Evan Perreault	Bartlett Acad Of Gym	Diff: 4.900	4.700	4.400	3.600	4.400	3.900	
				Exec: 9.100	7.100	8.650	8.900	8.700	6.750	
				ND: _____	_____	_____	-0.100	_____	_____	
				Final: 14.000	11.800	13.050	12.400	13.100	10.650	75.000
				Place: 13T	40	22T	34T	17T	40	38
39	9274	Spencer Goodell	OMEGA Gymnastics	Diff: 5.000	4.300	4.600	3.600	4.100	4.600	
				Exec: 8.900	7.000	8.400	8.650	7.300	8.000	
				ND: _____	_____	_____	_____	_____	_____	
				Final: 13.900	11.300	13.000	12.250	11.400	12.600	74.450
				Place: 18*	43	24T	37T	43	20	39
40	9267	Travis Cooper	WOGA Frisco	Diff: 4.500	4.000	4.700	4.400	4.400	3.700	
				Exec: 8.550	8.000	8.400	8.850	8.100	6.750	
				ND: _____	_____	_____	_____	_____	_____	
				Final: 13.050	12.000	13.100	13.250	12.500	10.450	74.350
				Place: 39T	37	19T	17*	34	42T	40

2015 Men's JO Nationals

Meet Results

May 6-10, 2015

Page: 5
 Printed: 5/8/2015 9:21 PM
 Men / 9 / JE 14 yrs
 Session: 6-9

Rank	Num	Name	Gym							AA
41	9268	Zach Polen	Eagle's Wings Gym	Diff: 4.700 Exec: 8.450 ND: _____ Final: 13.150 Place: 36T	4.300 8.100 _____ 12.400 29	4.200 5.350 _____ 9.550 44	4.000 9.200 _____ 13.200 19T	4.300 8.700 _____ 13.000 22T	4.200 7.600 _____ 11.800 29T	73.100 41
42	9273	Peyton Hobson	OMEGA Gymnastics	Diff: 4.400 Exec: 8.750 ND: _____ Final: 13.150 Place: 36T	4.100 7.750 _____ 11.850 39	3.600 8.850 _____ 12.450 34T	3.600 9.100 _____ 12.700 29	3.900 7.000 _____ 10.900 44	3.300 8.100 _____ 11.400 36T	72.450 42
43	9249	Dexter Roettker	Hocking Valley Gym	Diff: 5.200 Exec: 8.650 ND: _____ Final: 13.850 Place: 22T	4.500 6.450 _____ 10.950 44	4.500 7.000 _____ 11.500 42	3.600 8.050 _____ 11.350 41T	4.100 7.800 _____ 11.900 41	4.000 7.750 _____ 11.750 31T	71.300 43
44	9239	Kevin Portofee	Thames Valley	Diff: 4.900 Exec: 7.800 ND: _____ Final: 12.700 Place: 43	4.500 7.450 _____ 11.950 38	4.200 7.500 _____ 11.700 40	4.400 9.600 _____ 14.000 4	4.000 7.800 _____ 11.800 42	2.600 6.050 _____ 8.650 44	70.800 44