

# 2015 Men's JO Nationals

## Meet Results

May 6-10, 2015







Page: 1

Printed: 5/8/2015 9:21 PM

Men / 8 / JE 11 yrs.

Session: 6-8







Judge's Signatures

Rank	Num	Name	Gym							AA
1	8284	Asher Hong	WOGA Frisco	Diff: 4.400	5.200	4.200	3.600	4.100	3.700	
				Exec: 9.200	9.300	9.950	8.650	9.600	8.750	
				ND: _____	_____	_____	-0.100	_____	_____	
				Final: 13.600	14.500	14.150	12.150	13.700	12.450	80.550
				Place: 8T	1	2	15	2	7	1
2	8268	Dallas Hale	WOGA Frisco	Diff: 4.300	4.500	4.100	3.800	4.600	3.900	
				Exec: 9.400	8.450	9.650	9.150	9.650	8.850	
				ND: _____	_____	_____	_____	_____	_____	
				Final: 13.700	12.950	13.750	12.950	14.250	12.750	80.350
				Place: 3*	23	4*	4	1	2	2
3	8256	Isaiah Drake	Gymnastics Olympica	Diff: 4.200	4.400	3.900	3.600	3.700	3.500	
				Exec: 9.400	9.550	9.300	9.500	9.400	9.100	
				ND: _____	_____	_____	_____	_____	_____	
				Final: 13.600	13.950	13.200	13.100	13.100	12.600	79.550
				Place: 8T	4T	7T	3	12*	4	3
4	8286	Joshua Karnes	Lakers Gymnastics	Diff: 4.100	4.300	4.800	2.800	4.000	3.900	
				Exec: 9.200	9.600	9.500	9.050	8.900	9.350	
				ND: _____	_____	_____	_____	_____	_____	
				Final: 13.300	13.900	14.300	11.850	12.900	13.250	79.500
				Place: 13*	6*	1	21*	16	1	4
5T	8265	Fuzzy Benas	HGC	Diff: 4.200	4.100	4.300	3.600	4.300	3.400	
				Exec: 9.150	9.200	9.500	9.150	9.250	8.450	
				ND: _____	_____	_____	_____	_____	_____	
				Final: 13.350	13.300	13.800	12.750	13.550	11.850	78.600
				Place: 12	16T	3	9	3	16T	5T
5T	8276	Vishal Mandava	Premier Gym West	Diff: 4.100	4.600	4.100	3.600	4.100	3.600	
				Exec: 9.050	9.350	9.200	8.950	9.250	8.700	
				ND: _____	_____	_____	_____	_____	_____	
				Final: 13.150	13.950	13.300	12.550	13.350	12.300	78.600
				Place: 16	4T	6	11	6	8	5T
7	8280	Taylor Burkhart	5280 Gym North	Diff: 4.800	4.900	3.800	4.400	3.500	3.800	
				Exec: 9.300	9.300	8.850	8.800	8.300	8.200	
				ND: -0.100	_____	_____	_____	_____	_____	
				Final: 14.000	14.200	12.650	13.200	11.800	12.000	77.850
				Place: 1	2	21T	2	30	11T	7
8	8269	Cameron Lee	WOGA Frisco	Diff: 4.200	4.500	4.000	3.600	4.000	4.000	
				Exec: 9.200	9.050	9.200	8.700	8.400	8.650	
				ND: _____	_____	_____	_____	_____	_____	
				Final: 13.400	13.550	13.200	12.300	12.400	12.650	77.500
				Place: 11	12*	7T	12T	24T	3	8
9	8259	Raydel Gamboa	North Valley Gym	Diff: 4.300	4.500	3.100	4.400	4.300	4.100	
				Exec: 9.400	8.950	9.350	9.050	7.600	8.400	
				ND: _____	_____	_____	_____	_____	_____	
				Final: 13.700	13.450	12.450	13.450	11.900	12.500	77.450
				Place: 3*	15	24T	1	29	6	9
10	8281	Ian Lasic-Ellis	NESA MA	Diff: 4.500	4.100	4.100	3.600	3.900	3.400	
				Exec: 9.350	9.500	9.650	7.850	8.750	8.600	
				ND: _____	_____	_____	-0.300	_____	_____	
				Final: 13.850	13.600	13.750	11.150	12.650	12.000	77.000
				Place: 2	10T	4*	27T	19T	11T	10

# 2015 Men's JO Nationals

## Meet Results







May 6-10, 2015

Rank	Num	Name	Gym							AA
11T	8283	Tas Hajdu	Vitaly Scherbo Gym	Diff: 4.100	4.500	3.700	3.000	3.800	2.300	
				Exec: 9.200	9.600	8.950	9.050	9.200	9.400	
				ND:						
				Final: 13.300	14.100	12.650	12.050	13.000	11.700	76.800
				Place: 13*	3	21T	18	14T	18	11T
11T	8279	Kyler Hartley	5280 Gym North	Diff: 3.900	4.300	4.200	3.000	4.000	3.200	
				Exec: 9.100	9.600	8.500	8.800	9.500	8.700	
				ND:						
				Final: 13.000	13.900	12.700	11.800	13.500	11.900	76.800
				Place: 21	6*	19T	23T	4T	13*	11T
13	8275	Rithik Puri	Lakeshore Academy	Diff: 4.000	4.900	4.300	3.000	3.700	3.700	
				Exec: 9.100	8.100	8.750	9.300	9.300	8.350	
				ND:						
				Final: 13.100	13.000	13.050	12.300	13.000	12.050	76.500
				Place: 17	22	13	12*	14T	10	13
14	8262	Tyler Shimizu	West Coast Olympia	Diff: 4.500	4.900	3.400	3.600	3.100	3.200	
				Exec: 9.200	8.950	9.200	9.200	8.300	8.700	
				ND:						
				Final: 13.700	13.850	12.600	12.800	11.400	11.900	76.250
				Place: 3T	8	23	8	32	13*	14
15	8257	Landon Wu	International Gym	Diff: 4.300	3.900	3.900	3.600	3.800	3.800	
				Exec: 9.400	7.300	9.050	9.300	8.800	8.750	
				ND:						
				Final: 13.700	11.200	12.950	12.900	12.600	12.550	75.900
				Place: 3*	35	16	5*	22	5	15
16	8272	Javier Alfonso	Universal Gymnastics	Diff: 4.300	3.400	3.700	3.600	3.800	3.700	
				Exec: 9.400	9.400	8.700	9.300	8.900	7.550	
				ND:						
				Final: 13.700	12.800	12.400	12.900	12.700	11.250	75.750
				Place: 3*	27T	26	5*	18	26	16
17	8278	Dante Harmes	Acros Gymnastics	Diff: 4.000	4.300	3.200	3.000	3.700	2.300	
				Exec: 9.250	9.250	9.050	9.650	9.400	8.500	
				ND:						
				Final: 13.250	13.550	12.250	12.650	13.100	10.800	75.600
				Place: 15	12T	28	10	12*	29	17
18	8277	Tegshmurun Jamiyankhuu	Lakeshore Academy	Diff: 4.300	4.500	3.800	3.600	4.100	3.600	
				Exec: 7.950	9.050	8.500	9.250	9.050	7.700	
				ND:						
				Final: 12.250	13.550	12.300	12.850	13.150	11.300	75.400
				Place: 30	12*	27	7	10T	25	18
19	8260	Dylan Yamaguchi	SCATS Gymnastics	Diff: 3.600	3.900	3.600	2.400	3.700	2.300	
				Exec: 9.200	8.950	9.200	9.400	9.550	9.200	
				ND:						
				Final: 12.800	12.850	12.800	11.800	13.250	11.500	75.000
				Place: 23T	24*	17	23T	7T	21	19
20	8274	Cody Troha	Lakeshore Academy	Diff: 4.200	4.700	4.200	2.800	3.400	2.900	
				Exec: 8.750	8.600	8.950	7.950	9.450	8.950	
				ND:						
				Final: 12.950	13.300	13.150	10.750	12.850	11.850	74.850
				Place: 22	16T	9T	30	17	16T	20

# 2015 Men's JO Nationals

## Meet Results







May 6-10, 2015

Rank	Num	Name	Gym							AA
21	8290	Denis Irimiea	Universal Gymnastics	Diff: 3.700	3.900	4.000	3.000	3.800	3.600	
				Exec: 8.150	9.300	9.100	8.100	9.400	8.550	
				ND:						
				Final: 11.850	13.200	13.100	11.100	13.200	12.150	74.600
				Place: 33	18*	12	29	9	9	21
22	8289	Samuel Smith	Excalibur	Diff: 3.600	3.900	3.800	3.000	3.100	2.400	
				Exec: 9.000	8.800	9.350	9.100	9.300	9.150	
				ND:			-0.100			
				Final: 12.600	12.700	13.150	12.000	12.400	11.550	74.400
				Place: 28*	31T	9T	19T	24T	20	22
23	8270	Khoi Young	Sportsplex Gymnastic	Diff: 3.800	4.700	3.900	3.000	3.300	2.700	
				Exec: 8.850	8.900	9.100	9.000	7.800	9.200	
				ND:						
				Final: 12.650	13.600	13.000	12.000	11.100	11.900	74.250
				Place: 27	10T	14T	19T	34	13T	23
24	8254	Matthew Krall	CA Sports Center-RS	Diff: 3.800	4.600	3.500	3.000	3.500	1.900	
				Exec: 9.000	9.050	9.500	8.450	9.150	9.000	
				ND:			-0.300			
				Final: 12.800	13.650	13.000	11.150	12.650	10.900	74.150
				Place: 23T	9	14T	27T	19T	28	24
25	8267	Charlie Miles	Houston Elite Gym	Diff: 3.800	3.700	3.900	3.000	4.000	2.500	
				Exec: 9.250	9.100	9.250	7.650	9.250	8.650	
				ND:			-0.300			
				Final: 13.050	12.800	13.150	10.350	13.250	11.150	73.750
				Place: 18*	27T	9T	32T	7T	27	25
26	8288	Finley Stearn	Twisters Gym- MD	Diff: 3.600	3.900	3.900	2.800	4.100	2.500	
				Exec: 9.100	8.850	8.850	9.050	9.400	7.600	
				ND:						
				Final: 12.700	12.750	12.750	11.850	13.500	10.100	73.650
				Place: 25T	29*	18	21*	4T	32	26
27	8273	William Howard	Chicago Park	Diff: 3.800	3.900	3.800	3.600	3.800	2.500	
				Exec: 8.250	8.850	8.900	8.800	9.350	8.050	
				ND:			-0.300			
				Final: 12.050	12.750	12.700	12.100	13.150	10.550	73.300
				Place: 32	29*	19T	16T	10T	30	27
28	8258	Joey Pepe	North Valley Gym	Diff: 3.600	3.900	2.700	3.000	3.400	2.500	
				Exec: 9.000	9.300	9.250	9.300	9.250	7.850	
				ND:						
				Final: 12.600	13.200	11.950	12.300	12.650	10.350	73.050
				Place: 28*	18*	29T	12*	19T	31	28
29	8291	Luke McFarland	Daggett's Gym	Diff: 4.000	4.200	3.100	3.000	3.500	2.200	
				Exec: 9.500	8.900	8.650	8.850	9.050	7.800	
				ND:			-0.300			
				Final: 13.500	13.100	11.750	11.550	12.550	10.000	72.450
				Place: 10	21	32T	25	23	33	29
30	8264	Logan McKeown	Crenshaw Athletic	Diff: 3.500	4.200	2.600	2.800	3.600	2.400	
				Exec: 9.200	9.000	9.050	8.650	8.350	9.050	
				ND:						
				Final: 12.700	13.200	11.650	11.450	11.950	11.450	72.400
				Place: 25T	18T	35	26	28	22T	30

# 2015 Men's JO Nationals

## Meet Results

May 6-10, 2015

Rank	Num	Name	Gym							AA
31	8271	Carter Cochardo	Blaze Gymnastics	Diff: 3.700 Exec: 9.350 ND: _____ Final: 13.050 Place: 18T	4.300 8.550 _____ 12.850 24T	3.400 8.550 _____ 11.950 29T	2.800 7.700 _____ 10.500 31	3.400 9.000 _____ 12.400 24T	3.000 8.450 _____ 11.450 22T	72.200 31
32	8263	Sean Shimizu	West Coast Olympia	Diff: 3.900 Exec: 8.300 ND: _____ Final: 12.200 Place: 31	3.900 8.950 _____ 12.850 24*	3.400 9.050 _____ 12.450 24T	2.800 7.550 _____ 10.350 32T	3.200 9.100 _____ 12.300 27	3.000 8.600 _____ 11.600 19	71.750 32
33	8255	Ian Jones	Eric Will Gym Center	Diff: 4.100 Exec: 7.700 ND: _____ Final: 11.800 Place: 34	4.200 8.350 _____ 12.550 33	2.700 9.050 _____ 11.750 32T	3.600 8.500 _____ 12.100 16T	3.500 8.000 _____ 11.500 31	3.100 6.500 _____ 9.600 34	69.300 33
34	8282	Sergey Popov	NESA MA	Diff: 3.800 Exec: 9.250 ND: _____ Final: 13.050 Place: 18*	4.000 8.700 _____ 12.700 31T	2.800 9.000 _____ 11.800 31	2.800 7.500 _____ 10.300 34	3.100 8.050 _____ 11.150 33	2.600 6.850 _____ 9.450 35	68.450 34
35	8287	Matthew Coombs	Montgomery Co Sports	Diff: 3.500 Exec: 8.200 ND: _____ Final: 11.700 Place: 35	4.400 6.900 _____ 11.300 34	3.500 8.200 _____ 11.700 34	0.000 0.000 _____ 0.000 35	3.700 7.350 _____ 11.050 35	2.200 9.250 _____ 11.450 22T	57.200 35