

2015 Men's JO Finals

Meet Results - Multi

May 5-10, 2015

Page: 1
Printed: 5/9/2015 7:27:22 PM

Men / 10 / 17 yrs

Session: 8S

Judge's Signatures

| Rank | Num | Name/Gym | |  |  |  |  |  |  | AA |
|------|------|---|---------|---|---|--|---|---|---|----------------|
| 1 | 2155 | Vitali Kan Swiss Turners Gym | Prelims | 14.550 | 13.550 | 14.800 | 15.250 | 13.850 | 13.350 | 85.350 |
| | | | Finals | 15.500 | 14.100 | 14.650 | 15.100 | 13.550 | 13.500 | 86.400 |
| | | | | <u>Combined Total:</u> | | | | | | <u>171.750</u> |
| 2 | 2213 | Casey Branin New Hope Gymnastics | Prelims | 14.250 | 14.200 | 14.000 | 14.150 | 14.600 | 13.500 | 84.700 |
| | | | Finals | 14.850 | 14.600 | 14.400 | 13.900 | 13.000 | 13.700 | 84.450 |
| | | | | <u>Combined Total:</u> | | | | | | <u>169.150</u> |
| 3 | 2273 | Ryan Wangler Classic Gymnastics | Prelims | 13.350 | 14.600 | 13.550 | 14.650 | 14.000 | 13.450 | 83.600 |
| | | | Finals | 14.350 | 14.600 | 13.200 | 14.250 | 13.700 | 13.450 | 83.550 |
| | | | | <u>Combined Total:</u> | | | | | | <u>167.150</u> |
| 4 | 2154 | Josiah Eng Swiss Turners Gym | Prelims | 14.000 | 13.200 | 16.050 | 13.200 | 13.900 | 12.250 | 82.600 |
| | | | Finals | 14.650 | 13.350 | 16.100 | 13.100 | 13.550 | 12.300 | 83.050 |
| | | | | <u>Combined Total:</u> | | | | | | <u>165.650</u> |
| 5 | 2212 | Nicholas Garcia San Mateo Gymnastics | Prelims | 15.550 | 13.500 | 13.650 | 13.150 | 13.300 | 12.450 | 81.600 |
| | | | Finals | 14.500 | 13.150 | 14.500 | 14.750 | 12.850 | 12.700 | 82.450 |
| | | | | <u>Combined Total:</u> | | | | | | <u>164.050</u> |
| 6 | 2148 | Caleb Rodriguez Gym World Central | Prelims | 14.150 | 12.750 | 13.600 | 12.900 | 13.250 | 13.250 | 79.900 |
| | | | Finals | 14.150 | 14.300 | 14.600 | 12.800 | 13.750 | 13.000 | 82.600 |
| | | | | <u>Combined Total:</u> | | | | | | <u>162.500</u> |
| 7 | 2102 | Ryan Girouard Gymnastics And More | Prelims | 13.900 | 13.750 | 12.600 | 13.500 | 12.700 | 13.100 | 79.550 |
| | | | Finals | 14.350 | 14.450 | 13.400 | 13.250 | 13.500 | 13.700 | 82.650 |
| | | | | <u>Combined Total:</u> | | | | | | <u>162.200</u> |
| 8 | 2209 | Haden McCarey USA Flairs | Prelims | 14.400 | 14.000 | 12.200 | 13.900 | 13.050 | 12.600 | 80.150 |
| | | | Finals | 14.300 | 12.400 | 13.700 | 14.200 | 13.300 | 12.700 | 80.600 |
| | | | | <u>Combined Total:</u> | | | | | | <u>160.750</u> |
| 9 | 2186 | Elijah-Ty Phelps Apollo- VA | Prelims | 13.150 | 13.050 | 12.750 | 14.150 | 13.300 | 13.350 | 79.750 |
| | | | Finals | 14.100 | 13.450 | 12.300 | 14.050 | 13.100 | 13.800 | 80.800 |
| | | | | <u>Combined Total:</u> | | | | | | <u>160.550</u> |
| 10 | 2108 | Esteban Montiel USA Gym World | Prelims | 14.500 | 11.950 | 12.900 | 13.900 | 12.750 | 12.600 | 78.600 |
| | | | Finals | 15.100 | 13.000 | 13.000 | 14.100 | 13.150 | 13.300 | 81.650 |
| | | | | <u>Combined Total:</u> | | | | | | <u>160.250</u> |
| 11 | 2222 | Benjamin Winkel Classic Gymnastics | Prelims | 12.900 | 13.250 | 13.900 | 12.550 | 13.550 | 13.350 | 79.500 |
| | | | Finals | 14.400 | 12.300 | 14.300 | 13.000 | 13.400 | 13.050 | 80.450 |
| | | | | <u>Combined Total:</u> | | | | | | <u>159.950</u> |
| 12 | 2129 | Preston Krah Atlanta School | Prelims | 13.650 | 12.450 | 12.300 | 14.150 | 13.850 | 13.550 | 79.950 |
| | | | Finals | 13.800 | 14.000 | 12.500 | 14.050 | 12.850 | 12.600 | 79.800 |
| | | | | <u>Combined Total:</u> | | | | | | <u>159.750</u> |
| 13 | 2170 | William Longwe Somersault Center | Prelims | 13.650 | 12.000 | 12.750 | 13.500 | 14.000 | 13.600 | 79.500 |
| | | | Finals | 13.800 | 13.600 | 12.800 | 11.750 | 13.050 | 14.650 | 79.650 |
| | | | | <u>Combined Total:</u> | | | | | | <u>159.150</u> |

2015 Men's JO Finals

Meet Results - Multi

May 5-10, 2015

Page: 2

Printed: 5/9/2015 7:27:22 PM

Men / 10 / 17 yrs

Session: 8S

| Rank | Num | Name/Gym | |  |  |  |  |  |  | AA |
|------|------|--|---------|---|---|--|---|---|---|----------------|
| 14 | 2151 | Roshan Toopal Aspire Jr. Sun Devils | Prelims | 12.800 | 12.700 | 13.250 | 14.300 | 12.150 | 13.500 | 78.700 |
| | | | Finals | 12.700 | 13.800 | 13.500 | 14.300 | 12.800 | 13.050 | 80.150 |
| | | | | <u>Combined Total:</u> | | | | | | <u>158.850</u> |
| 15 | 2192 | Uche Eke Fairland Gymnastics | Prelims | 14.200 | 13.500 | 12.300 | 14.500 | 12.450 | 13.700 | 80.650 |
| | | | Finals | 13.100 | 13.650 | 12.100 | 13.800 | 12.350 | 13.150 | 78.150 |
| | | | | <u>Combined Total:</u> | | | | | | <u>158.800</u> |
| 16 | 2193 | Christopher Sands Prestige Gym- PA | Prelims | 15.100 | 12.500 | 14.000 | 14.200 | 11.600 | 12.950 | 80.350 |
| | | | Finals | 13.850 | 12.200 | 15.200 | 12.550 | 11.400 | 12.950 | 78.150 |
| | | | | <u>Combined Total:</u> | | | | | | <u>158.500</u> |
| 17 | 2202 | Jacob M Stanley Alamo Gym Center | Prelims | 14.050 | 13.100 | 12.100 | 13.800 | 13.550 | 12.400 | 79.000 |
| | | | Finals | 13.750 | 13.050 | 11.400 | 13.150 | 14.050 | 13.450 | 78.850 |
| | | | | <u>Combined Total:</u> | | | | | | <u>157.850</u> |
| 18 | 2121 | Cory Anderson Tataru's Gymnastics | Prelims | 15.100 | 12.150 | 12.750 | 13.900 | 12.200 | 12.850 | 78.950 |
| | | | Finals | 15.200 | 12.400 | 12.850 | 13.700 | 11.850 | 12.800 | 78.800 |
| | | | | <u>Combined Total:</u> | | | | | | <u>157.750</u> |
| 19 | 2103 | Patrick Howard Daggett's Gym | Prelims | 12.900 | 13.800 | 13.300 | 12.700 | 12.850 | 12.650 | 78.200 |
| | | | Finals | 13.000 | 14.650 | 13.350 | 12.750 | 13.250 | 12.200 | 79.200 |
| | | | | <u>Combined Total:</u> | | | | | | <u>157.400</u> |
| 20 | 2194 | Matthew Bunke KMC Gymnastics | Prelims | 13.600 | 14.200 | 13.200 | 12.850 | 12.850 | 11.850 | 78.550 |
| | | | Finals | 13.900 | 13.550 | 13.350 | 13.100 | 13.000 | 11.750 | 78.650 |
| | | | | <u>Combined Total:</u> | | | | | | <u>157.200</u> |
| 21 | 2118 | Mitchell Fornek Premier Gym West | Prelims | 12.850 | 13.700 | 13.600 | 14.100 | 13.350 | 10.500 | 78.100 |
| | | | Finals | 13.750 | 12.700 | 13.400 | 13.900 | 12.600 | 12.350 | 78.700 |
| | | | | <u>Combined Total:</u> | | | | | | <u>156.800</u> |
| 22 | 2132 | Jacob Hollingsworth Columbia Gymnastics | Prelims | 13.300 | 13.600 | 12.500 | 13.700 | 12.550 | 13.100 | 78.750 |
| | | | Finals | 13.650 | 12.450 | 12.550 | 13.350 | 12.750 | 12.700 | 77.450 |
| | | | | <u>Combined Total:</u> | | | | | | <u>156.200</u> |
| 23 | 2134 | Ryan Hornung Pittsburgh Northstar | Prelims | 13.450 | 12.600 | 12.100 | 14.050 | 12.700 | 13.250 | 78.150 |
| | | | Finals | 13.700 | 13.150 | 12.450 | 12.750 | 11.850 | 13.050 | 76.950 |
| | | | | <u>Combined Total:</u> | | | | | | <u>155.100</u> |
| 24 | 2171 | Ryan Dunning Eagle Ridge Gym | Prelims | 13.000 | 12.600 | 14.050 | 14.000 | 12.200 | 12.550 | 78.400 |
| | | | Finals | 13.350 | 13.100 | 13.900 | 12.900 | 12.050 | 11.350 | 76.650 |
| | | | | <u>Combined Total:</u> | | | | | | <u>155.050</u> |
| 25 | 2140 | Elijah Lemmons Cypress Acad Of Gym | Prelims | 13.700 | 10.950 | 11.950 | 13.950 | 13.200 | 13.100 | 76.850 |
| | | | Finals | 13.500 | ___ | ___ | 13.950 | 13.550 | 13.000 | 54.000 |
| | | | | <u>Combined Total:</u> | | | | | | <u>130.850</u> |
| 26 | 2218 | Jared Lorbach Scamps Gymnastics | Prelims | 13.800 | 13.300 | 13.300 | 12.800 | 12.500 | 11.650 | 77.350 |
| | | | Finals | 14.550 | 13.700 | 13.900 | ___ | ___ | ___ | 42.150 |
| | | | | <u>Combined Total:</u> | | | | | | <u>119.500</u> |

2015 Men's JO Finals

Meet Results - Multi

May 5-10, 2015

Page: 3

Printed: 5/9/2015 7:27:22 PM

Men / 10 / 17 yrs

Session: 8S

| Rank | Num | Name/Gym | |  |  |  |  |  |  | AA |
|------|------|---|-------------------|---|---|--|---|---|---|------------------|
| 27 | 2169 | Matthew Beck NewEra Gym | Prelims Finals | 15.100 15.200 | 11.350 ___ | 12.000 ___ | 14.300 14.200 | 11.650 ___ | 12.550 12.350 | 76.950 41.750 |
| | | | | <u>Combined Total:</u> | | | | | | <u>118.700</u> |
| 28 | 2126 | Erik Zamora TAG USA, Gym | Prelims Finals | 13.950 13.000 | 10.950 ___ | 12.550 ___ | 14.050 14.250 | 12.650 ___ | 13.000 13.400 | 77.150 40.650 |
| | | | | <u>Combined Total:</u> | | | | | | <u>117.800</u> |
| 29 | 2110 | Justin Hopgood Gymnastics World | Prelims Finals | 14.250 13.900 | 11.800 ___ | 13.050 13.100 | 14.000 13.050 | 12.450 ___ | 11.900 ___ | 77.450 40.050 |
| | | | | <u>Combined Total:</u> | | | | | | <u>117.500</u> |
| 30 | 2181 | Andrew Carter N. FL Gym Orange Pk | Prelims Finals | 14.450 14.950 | 11.950 ___ | 12.800 ___ | 13.900 13.700 | 12.850 ___ | 11.600 ___ | 77.550 28.650 |
| | | | | <u>Combined Total:</u> | | | | | | <u>106.200</u> |
| 31 | 2146 | Jonathan Crisler West Coast Olympia | Prelims Finals | 12.350 ___ | 13.400 13.650 | 14.200 14.600 | 13.000 ___ | 12.650 ___ | 11.850 ___ | 77.450 28.250 |
| | | | | <u>Combined Total:</u> | | | | | | <u>105.700</u> |
| 32 | 2220 | Peter Makey MHG | Prelims Finals | 12.900 ___ | 12.400 ___ | 13.150 13.850 | 13.500 ___ | 13.600 13.500 | 12.200 ___ | 77.750 27.350 |
| | | | | <u>Combined Total:</u> | | | | | | <u>105.100</u> |
| 33 | 2198 | Randy Scharnhorst Emerald City Gym | Prelims Finals | 13.750 14.300 | 12.800 ___ | 12.400 ___ | 13.550 ___ | 13.200 12.850 | 12.200 ___ | 77.900 27.150 |
| | | | | <u>Combined Total:</u> | | | | | | <u>105.050</u> |
| 34 | 2219 | Lukas Texeira Salto Gymnastics | Prelims Finals | 13.050 ___ | 11.700 ___ | 12.900 ___ | 13.950 14.300 | 13.550 13.300 | 11.850 ___ | 77.000 27.600 |
| | | | | <u>Combined Total:</u> | | | | | | <u>104.600</u> |
| 35 | 2174 | Christopher Rediehs Aerial Gymnastics IL | Prelims Finals | 12.900 ___ | 12.600 ___ | 12.250 ___ | 14.100 14.050 | 13.150 13.300 | 12.050 ___ | 77.050 27.350 |
| | | | | <u>Combined Total:</u> | | | | | | <u>104.400</u> |
| 36 | 2147 | Wesley Estrada West Coast Olympia | Prelims Finals | 13.500 13.400 | 13.100 13.200 | 12.250 ___ | 13.750 ___ | 12.000 ___ | 11.800 ___ | 76.400 26.600 |
| | | | | <u>Combined Total:</u> | | | | | | <u>103.000</u> |
| 37 | 2133 | Christian Correale Artistic Sports Acad | Prelims Finals | 13.400 ___ | 12.900 ___ | 12.900 13.350 | 12.800 ___ | 12.750 ___ | 12.450 12.300 | 77.200 25.650 |
| | | | | <u>Combined Total:</u> | | | | | | <u>102.850</u> |
| 38 | 2208 | Conner Petellin IEGA Avant Coeur | Prelims Finals | 13.200 ___ | 13.850 12.300 | 11.200 ___ | 13.150 ___ | 12.750 ___ | 12.700 12.450 | 76.850 24.750 |
| | | | | <u>Combined Total:</u> | | | | | | <u>101.600</u> |
| 39 | 2117 | Laith Yousif Prairie Gym Club | Prelims Finals | 12.950 ___ | 12.000 ___ | 12.900 ___ | 12.450 ___ | 13.150 12.850 | 12.600 12.400 | 76.050 25.250 |
| | | | | <u>Combined Total:</u> | | | | | | <u>101.300</u> |

2015 Men's JO Finals

Meet Results - Multi

May 5-10, 2015

Page: 4

Printed: 5/9/2015 7:27:22 PM

Men / 10 / 17 yrs

Session: 8S

| Rank | Num | Name/Gym | |  |  |  |  |  |  | AA |
|------|------|--|-------------------|---|---|--|---|---|---|------------------|
| 40 | 2119 | Mack Nahtygal Olympia Gym Acad | Prelims Finals | 12.800 ___ | 13.450 12.800 | 11.700 ___ | 12.650 ___ | 13.550 13.050 | 10.900 ___ | 75.050 25.850 |
| | | | | <u>Combined Total:</u> | | | | | | <u>100.900</u> |
| 41 | 2153 | Michael Harris Swiss Turners Gym | Prelims Finals | 11.300 ___ | 13.100 ___ | 12.650 ___ | 13.850 13.550 | 13.600 11.900 | 10.350 ___ | 74.850 25.450 |
| | | | | <u>Combined Total:</u> | | | | | | <u>100.300</u> |
| 42 | 2210 | Martin Quick USA Flairs | Prelims Finals | 13.200 ___ | 12.750 ___ | 13.150 12.950 | 11.300 ___ | 13.500 12.150 | 11.200 ___ | 75.100 25.100 |
| | | | | <u>Combined Total:</u> | | | | | | <u>100.200</u> |
| 43 | 2176 | Kevin Johnson Geddert's Twisters | Prelims Finals | 12.500 ___ | 13.150 11.850 | 12.050 ___ | 12.150 ___ | 13.200 12.800 | 11.400 ___ | 74.450 24.650 |
| | | | | <u>Combined Total:</u> | | | | | | <u>99.100</u> |
| 44 | 2123 | Kenneth Haas Zenith Gymnastics | Prelims Finals | 14.150 14.850 | 12.850 ___ | 12.650 ___ | 13.300 ___ | 12.700 ___ | 11.150 ___ | 76.800 14.850 |
| | | | | <u>Combined Total:</u> | | | | | | <u>91.650</u> |
| 45 | 2196 | Christopher Meierarend GAGE | Prelims Finals | 13.050 ___ | 13.700 13.800 | 12.900 ___ | 12.400 ___ | 12.750 ___ | 12.200 ___ | 77.000 13.800 |
| | | | | <u>Combined Total:</u> | | | | | | <u>90.800</u> |
| 46 | 2197 | Spencer Meierarend GAGE | Prelims Finals | 13.450 ___ | 13.900 14.400 | 11.900 ___ | 12.100 ___ | 12.650 ___ | 12.350 ___ | 76.350 14.400 |
| | | | | <u>Combined Total:</u> | | | | | | <u>90.750</u> |
| 47 | 2106 | Joseph Bonanno Sterling Gymnastics | Prelims Finals | 12.100 ___ | 12.050 ___ | 12.600 ___ | 14.100 14.300 | 13.100 ___ | 11.600 ___ | 75.550 14.300 |
| | | | | <u>Combined Total:</u> | | | | | | <u>89.850</u> |
| 48 | 2179 | Mitchell Gornto High Point Gym Acad | Prelims Finals | 13.100 ___ | 13.350 13.450 | 12.800 ___ | 13.300 ___ | 11.650 ___ | 11.650 ___ | 75.850 13.450 |
| | | | | <u>Combined Total:</u> | | | | | | <u>89.300</u> |
| 49 | 2199 | Luke Belvedere Champion Gym Texas | Prelims Finals | 12.150 ___ | 12.450 ___ | 12.550 ___ | 14.450 13.800 | 12.050 ___ | 11.550 ___ | 75.200 13.800 |
| | | | | <u>Combined Total:</u> | | | | | | <u>89.000</u> |
| 50 | 2122 | David Allen Harpeth Gymnastics | Prelims Finals | 12.750 ___ | 11.950 ___ | 11.600 ___ | 13.100 ___ | 12.800 ___ | 13.200 13.450 | 75.400 13.450 |
| | | | | <u>Combined Total:</u> | | | | | | <u>88.850</u> |
| 51 | 2183 | Thomas Brooks Gym Force | Prelims Finals | 13.350 ___ | 12.500 ___ | 12.800 ___ | 13.100 ___ | 13.150 13.450 | 10.350 ___ | 75.250 13.450 |
| | | | | <u>Combined Total:</u> | | | | | | <u>88.700</u> |
| 52 | 2189 | Stephen Frost Stumpf's | Prelims Finals | 13.200 ___ | 12.900 ___ | 13.000 13.750 | 13.250 ___ | 12.650 ___ | 9.850 ___ | 74.850 13.750 |
| | | | | <u>Combined Total:</u> | | | | | | <u>88.600</u> |

2015 Men's JO Finals

Meet Results - Multi







May 5-10, 2015

Page: 5

Printed: 5/9/2015 7:27:22 PM

Men / 10 / 17 yrs

Session: 8S

| Rank | Num | Name/Gym | |  |  |  |  |  |  | AA |
|------|------|---------------------------------------|-------------------|---|---|--|---|---|---|------------------|
| 53 | 2144 | Josh Havelind Oregon Gym Acad | Prelims Finals | 13.200 — | 12.150 — | 13.200 12.850 | 13.100 — | 13.000 — | 11.050 — | 75.700 12.850 |
| | | | | <u>Combined Total:</u> | | | | | | <u>88.550</u> |
| 54 | 2180 | Clayton Spencer South FL Gym | Prelims Finals | 14.050 12.950 | 11.850 — | 11.950 — | 13.250 — | 12.450 — | 11.800 — | 75.350 12.950 |
| | | | | <u>Combined Total:</u> | | | | | | <u>88.300</u> |
| 55 | 2143 | Benjamin Fisher Oregon Gym Acad | Prelims Finals | 12.700 — | 11.550 — | 12.500 — | 13.000 — | 12.150 — | 13.000 13.000 | 74.900 13.000 |
| | | | | <u>Combined Total:</u> | | | | | | <u>87.900</u> |
| 56 | 2211 | Michael La Rochelle Top Squad Gym | Prelims Finals | 13.250 — | 12.600 — | 13.250 13.350 | 11.100 — | 12.350 — | 11.800 — | 74.350 13.350 |
| | | | | <u>Combined Total:</u> | | | | | | <u>87.700</u> |
| 57 | 2137 | Tom Laakman Ridgewood Gym | Prelims Finals | 13.450 — | 12.650 — | 11.550 — | 13.850 13.800 | 11.400 — | 10.800 — | 73.700 13.800 |
| | | | | <u>Combined Total:</u> | | | | | | <u>87.500</u> |
| 58 | 2206 | Farrell Baker Black Hills Gym | Prelims Finals | 11.950 — | 12.550 — | 13.350 13.150 | 12.600 — | 12.850 — | 10.650 — | 73.950 13.150 |
| | | | | <u>Combined Total:</u> | | | | | | <u>87.100</u> |
| 59 | 2107 | Devon Edwards NEAG- Marlborough | Prelims Finals | 12.650 — | 13.200 13.150 | 11.750 — | 12.350 — | 12.550 — | 10.550 — | 73.050 13.150 |
| | | | | <u>Combined Total:</u> | | | | | | <u>86.200</u> |
| 60 | 2114 | William Zimmer St.Charles Gym | Prelims Finals | 13.800 14.300 | 11.200 — | 11.400 — | 12.000 — | 12.500 — | 10.150 — | 71.050 14.300 |
| | | | | <u>Combined Total:</u> | | | | | | <u>85.350</u> |
| 61T | 2173 | Ethan Meister Aerial Gymnastics IL | Prelims Finals | 13.550 13.700 | 11.150 — | 8.500 — | 13.650 — | 12.150 — | 11.500 — | 70.500 13.700 |
| | | | | <u>Combined Total:</u> | | | | | | <u>84.200</u> |
| 61T | 2203 | Trace Jacquot VEGA | Prelims Finals | 12.850 — | 10.050 — | 10.800 — | 12.650 — | 11.700 — | 12.950 13.200 | 71.000 13.200 |
| | | | | <u>Combined Total:</u> | | | | | | <u>84.200</u> |
| 63 | 2278 | Collyn Kellog HGA/GymMasters | Prelims Finals | 11.950 — | 10.900 — | 12.050 — | 11.100 — | 13.350 13.300 | 11.000 — | 70.350 13.300 |
| | | | | <u>Combined Total:</u> | | | | | | <u>83.650</u> |
| 64 | 2135 | Matthew Moscato Hanover Gymnastics | Prelims Finals | 11.900 — | 13.800 13.800 | 11.650 — | 11.650 — | 8.000 — | 11.000 — | 68.000 13.800 |
| | | | | <u>Combined Total:</u> | | | | | | <u>81.800</u> |
| 65 | 2157 | Matthew Stahl Minnesota Valley Gym | Prelims Finals | 0.000 — | 12.600 — | 13.650 13.750 | 0.000 — | 13.050 — | 13.250 12.250 | 52.550 26.000 |
| | | | | <u>Combined Total:</u> | | | | | | <u>78.550</u> |

2015 Men's JO Finals

Meet Results - Multi







May 5-10, 2015

Page: 6

Printed: 5/9/2015 7:27:22 PM

Men / 10 / 17 yrs

Session: 8S

| Rank | Num | Name/Gym | |  |  |  |  |  |  | AA |
|------|------|--|-------------------|---|---|--|---|---|---|------------------|
| 66 | 2152 | Kirk Jensen American Gym Club CA | Prelims Finals | 12.950 —.— | 12.550 —.— | 10.900 —.— | 12.900 —.— | 12.150 —.— | 12.450 0.000 | 73.900 0.000 |
| | | | | <u>Combined Total:</u> | | | | | | <u>73.900</u> |
| 67 | 2200 | Jeremy Sockwell Champion Gym Texas | Prelims Finals | 0.000 —.— | 12.900 —.— | 13.450 12.400 | 0.000 —.— | 12.200 —.— | 12.700 8.200 | 51.250 20.600 |
| | | | | <u>Combined Total:</u> | | | | | | <u>71.850</u> |
| 68 | 2190 | Mack-1 Lasker Rochester GA | Prelims Finals | 0.000 —.— | 14.100 15.250 | 0.000 —.— | 0.000 —.— | 0.000 —.— | 0.000 —.— | 14.100 15.250 |
| | | | | <u>Combined Total:</u> | | | | | | <u>29.350</u> |
| 69 | 2156 | Derek-1 Baumfalk Nebraska Gymnastis | Prelims Finals | 0.000 —.— | 0.000 —.— | 0.000 —.— | 13.850 13.700 | 0.000 —.— | 0.000 —.— | 13.850 13.700 |
| | | | | <u>Combined Total:</u> | | | | | | <u>27.550</u> |