

2016 Men's JE Finals

Meet Results - Multi







May 4-8, 2016

Page: 1
Printed: 5/8/2016 12:53:50 PM

Men / 8 / 11 yrs

Session: 9-8

Judge's Signatures

| Rank | Num | Name/Gym | |  |  |  |  |  |  | AA |
|------|------|--|-------------------|---|---|--|---|---|---|------------------|
| 1 | 8115 | Joshua Karnes Lakers Gymnastics | Prelims Finals | 14.150 9.200 | 13.600 9.500 | 13.950 9.750 | 13.150 9.550 | 14.200 9.350 | 13.300 9.750 | 82.350 57.100 |
| | | | | <u>Combined Total:</u> | | | | | | <u>139.450</u> |
| 2 | 8258 | Asher Hong WOGA Frisco | Prelims Finals | 14.000 9.150 | 14.650 9.600 | 13.800 9.100 | 12.650 9.300 | 13.000 9.350 | 13.700 9.250 | 81.800 55.750 |
| | | | | <u>Combined Total:</u> | | | | | | <u>137.550</u> |
| 3 | 8231 | Denis Irimiea Universal Gymnastics | Prelims Finals | 13.050 8.750 | 12.050 9.450 | 14.100 9.500 | 12.500 9.250 | 13.100 9.600 | 13.150 9.200 | 77.950 55.750 |
| | | | | <u>Combined Total:</u> | | | | | | <u>133.700</u> |
| 4 | 8189 | Jayson Flack 5280 Gym North | Prelims Finals | 13.550 9.200 | 13.850 9.550 | 13.400 9.250 | 12.600 9.350 | 12.800 9.150 | 12.450 8.500 | 78.650 55.000 |
| | | | | <u>Combined Total:</u> | | | | | | <u>133.650</u> |
| 5 | 8202 | Fredrick Richard Somersault Center | Prelims Finals | 13.050 8.700 | 13.850 9.700 | 13.450 8.500 | 12.150 9.300 | 13.000 8.900 | 12.350 9.650 | 77.850 54.750 |
| | | | | <u>Combined Total:</u> | | | | | | <u>132.600</u> |
| 6 | 8157 | Tas Hajdu Vitaly Scherbo Gym | Prelims Finals | 11.400 9.050 | 14.450 9.550 | 12.900 8.700 | 11.900 9.300 | 13.450 9.100 | 13.150 8.750 | 77.250 54.450 |
| | | | | <u>Combined Total:</u> | | | | | | <u>131.700</u> |
| 7 | 8269 | Landen Blixt Infinity Gym Academy | Prelims Finals | 13.300 9.100 | 12.500 9.150 | 13.050 8.750 | 12.600 9.600 | 13.600 7.900 | 12.750 9.200 | 77.800 53.700 |
| | | | | <u>Combined Total:</u> | | | | | | <u>131.500</u> |
| 8 | 8223 | Nicholas Tarca Premier Athletics KN | Prelims Finals | 12.900 9.050 | 13.900 9.450 | 12.750 9.200 | 12.750 8.800 | 12.650 8.100 | 12.850 8.650 | 77.800 53.250 |
| | | | | <u>Combined Total:</u> | | | | | | <u>131.050</u> |
| 9 | 8208 | Luke McFarland Daggett's Gymnastics | Prelims Finals | 13.400 8.950 | 13.250 9.600 | 13.400 8.450 | 11.550 9.400 | 13.050 8.550 | 11.600 9.150 | 76.250 54.100 |
| | | | | <u>Combined Total:</u> | | | | | | <u>130.350</u> |
| 10 | 8244 | Tanner Braunton Cypress Academy | Prelims Finals | 13.150 8.950 | 13.800 8.500 | 13.250 8.900 | 12.500 9.100 | 12.350 8.450 | 11.800 8.450 | 76.850 52.350 |
| | | | | <u>Combined Total:</u> | | | | | | <u>129.200</u> |
| 11 | 8139 | Levon Chalikyan Gymnastics Olympica | Prelims Finals | 12.250 8.750 | 12.550 9.050 | 12.200 7.950 | 12.600 8.900 | 13.250 8.550 | 12.700 9.500 | 75.550 52.700 |
| | | | | <u>Combined Total:</u> | | | | | | <u>128.250</u> |
| 12 | 8251 | Benedict Nguyen Nova Gymnastics | Prelims Finals | 13.600 8.950 | 12.600 8.750 | 12.750 8.400 | 12.050 9.450 | 12.050 8.450 | 10.600 8.700 | 73.650 52.700 |
| | | | | <u>Combined Total:</u> | | | | | | <u>126.350</u> |
| 13 | 8209 | Joshua LaSpada Apollo Gym- FL | Prelims Finals | 12.700 7.800 | 13.900 8.950 | 12.400 8.750 | 11.350 8.250 | 13.350 7.850 | 12.150 8.650 | 75.850 50.250 |
| | | | | <u>Combined Total:</u> | | | | | | <u>126.100</u> |

2016 Men's JE Finals





Meet Results - Multi

May 4-8, 2016

Page: 2
Printed: 5/8/2016 12:53:50 PM

Men / 8 / 11 yrs

Session: 9-8

| Rank | Num | Name/Gym | |  |  |  |  |  |  | AA |
|------|------|---|-------------------|---|---|--|---|---|---|------------------|
| 14 | 8262 | Richard Mays HGC | Prelims Finals | 12.900 8.800 | 12.600 7.950 | 12.700 8.500 | 12.450 9.050 | 12.350 7.900 | 11.900 8.950 | 74.900 51.150 |
| | | | | <u>Combined Total:</u> | | | | | | <u>126.050</u> |
| 15 | 8111 | Kristian Grahovski RGA | Prelims Finals | 12.550 8.150 | 12.050 9.300 | 12.600 8.300 | 11.150 8.600 | 12.550 8.200 | 12.650 9.500 | 73.550 52.050 |
| | | | | <u>Combined Total:</u> | | | | | | <u>125.600</u> |
| 16 | 8148 | Maxwell Odden North Valley Gym | Prelims Finals | 12.750 8.550 | 12.800 9.300 | 12.000 9.000 | 11.500 8.750 | 12.050 8.250 | 11.950 8.500 | 73.050 52.350 |
| | | | | <u>Combined Total:</u> | | | | | | <u>125.400</u> |
| 17 | 8102 | Bobby Alessio E Nat Acad- Paramus | Prelims Finals | 11.850 8.400 | 13.000 9.250 | 12.300 8.000 | 11.600 9.400 | 12.400 7.900 | 11.800 8.600 | 72.950 51.550 |
| | | | | <u>Combined Total:</u> | | | | | | <u>124.500</u> |
| 18 | 8125 | Will Fleck Capital Gym NTC-VA | Prelims Finals | 12.600 8.650 | 12.950 8.600 | 10.800 8.000 | 12.050 8.300 | 13.400 8.150 | 12.150 8.600 | 73.950 50.300 |
| | | | | <u>Combined Total:</u> | | | | | | <u>124.250</u> |
| 19 | 8246 | Caden Clinton Cypress Academy | Prelims Finals | 12.350 7.700 | 12.500 9.250 | 13.050 8.600 | 12.200 9.450 | 11.450 8.100 | 11.350 7.900 | 72.900 51.000 |
| | | | | <u>Combined Total:</u> | | | | | | <u>123.900</u> |
| 20 | 8127 | Samuel Smith Gymstrada Gym | Prelims Finals | 12.700 8.350 | 12.650 8.200 | 12.200 8.400 | 11.800 8.750 | 12.200 7.250 | 12.350 8.650 | 73.900 49.600 |
| | | | | <u>Combined Total:</u> | | | | | | <u>123.500</u> |
| 21 | 8309 | Lucas Daniels Hocking Valley Gym | Prelims Finals | 12.500 8.500 | 13.000 8.600 | 12.350 7.400 | 12.700 9.100 | 11.450 7.300 | 11.800 8.550 | 73.800 49.450 |
| | | | | <u>Combined Total:</u> | | | | | | <u>123.250</u> |
| 22 | 8215 | Thomas Dowling Gold Coast Gym- FL | Prelims Finals | 12.050 7.550 | 11.150 8.900 | 13.000 9.450 | 12.200 8.450 | 11.600 8.350 | 12.450 8.000 | 72.450 50.700 |
| | | | | <u>Combined Total:</u> | | | | | | <u>123.150</u> |
| 23T | 8133 | Finley Stearn Twisters Gym- MD | Prelims Finals | 11.400 8.400 | 11.300 9.000 | 12.550 8.250 | 11.600 9.200 | 11.850 8.400 | 11.450 8.600 | 70.150 51.850 |
| | | | | <u>Combined Total:</u> | | | | | | <u>122.000</u> |
| 23T | 8248 | Koby Cantu Iron Cross Gym | Prelims Finals | 12.450 7.950 | 12.700 8.900 | 11.850 7.850 | 11.250 8.900 | 12.200 7.700 | 11.400 8.850 | 71.850 50.150 |
| | | | | <u>Combined Total:</u> | | | | | | <u>122.000</u> |
| 25 | 8194 | Reece Landsperger New Hampshire Acad | Prelims Finals | 11.700 8.000 | 12.050 8.750 | 11.200 8.500 | 11.550 9.000 | 12.750 8.900 | 11.750 7.800 | 71.000 50.950 |
| | | | | <u>Combined Total:</u> | | | | | | <u>121.950</u> |
| 26 | 8236 | Palmer Wright Dynamo Gymnastics | Prelims Finals | 11.150 7.900 | 11.900 8.550 | 12.100 8.050 | 11.700 8.850 | 12.200 8.200 | 12.050 8.650 | 71.100 50.200 |
| | | | | <u>Combined Total:</u> | | | | | | <u>121.300</u> |

2016 Men's JE Finals







Meet Results - Multi

May 4-8, 2016

Page: 3
Printed: 5/8/2016 12:53:50 PM

Men / 8 / 11 yrs

Session: 9-8

| Rank | Num | Name/Gym | |  |  |  |  |  |  | AA |
|------|------|---------------------------------------|---------|---|---|--|---|---|---|----------------|
| 27 | 8165 | Sebastian Kane Eastside Gymnastics | Prelims | 12.900 | 12.700 | 11.800 | 11.900 | 12.400 | 11.700 | 73.400 |
| | | | Finals | 8.500 | 8.000 | 8.100 | 8.500 | 6.100 | 8.550 | 47.750 |
| | | | | <u>Combined Total:</u> | | | | | | <u>121.150</u> |
| 28 | 8225 | Tobias Liang Roswell Gymnastics | Prelims | 12.750 | 11.750 | 10.300 | 11.800 | 12.350 | 11.900 | 70.850 |
| | | | Finals | 8.150 | 9.150 | 7.300 | 8.850 | 7.950 | 8.150 | 49.550 |
| | | | | <u>Combined Total:</u> | | | | | | <u>120.400</u> |
| 29 | 8250 | Kaleb Harder Iron Cross Gym | Prelims | 10.200 | 12.900 | 12.050 | 11.400 | 10.800 | 11.800 | 69.150 |
| | | | Finals | 7.100 | 9.150 | 7.800 | 8.550 | 7.450 | 9.000 | 49.050 |
| | | | | <u>Combined Total:</u> | | | | | | <u>118.200</u> |
| 30 | 8118 | Steven Glenn Montco Gym | Prelims | 12.650 | 11.750 | 10.450 | 11.750 | 11.300 | 10.200 | 68.100 |
| | | | Finals | 8.450 | 8.950 | 8.150 | 8.550 | 6.700 | 7.050 | 47.850 |
| | | | | <u>Combined Total:</u> | | | | | | <u>115.950</u> |