

2016 Men's JE Finals

Meet Results - Multi

May 4-8, 2016

Page: 1
Printed: 5/8/2016 12:54:10 PM

Men / 8 / All Ages

Session: 9-8

Judge's Signatures

Rank	Num	Name/Gym								AA
1	8115	Joshua Karnes Lakers Gymnastics	Prelims Finals	14.150 9.200	13.600 9.500	13.950 9.750	13.150 9.550	14.200 9.350	13.300 9.750	82.350 57.100
				<u>Combined Total:</u>						<u>139.450</u>
2T	8144	Landon Wu International Gym-CA	Prelims Finals	13.200 8.900	14.150 9.650	14.200 9.250	12.750 9.450	13.700 8.850	13.550 9.900	81.550 56.000
				<u>Combined Total:</u>						<u>137.550</u>
2T	8258	Asher Hong WOGA Frisco	Prelims Finals	14.000 9.150	14.650 9.600	13.800 9.100	12.650 9.300	13.000 9.350	13.700 9.250	81.800 55.750
				<u>Combined Total:</u>						<u>137.550</u>
4	8266	Cody Troha Lakeshore Academy	Prelims Finals	13.350 9.350	14.100 9.550	13.400 9.150	13.500 9.800	13.800 9.350	12.350 9.400	80.500 56.600
				<u>Combined Total:</u>						<u>137.100</u>
5	8203	Ian Lasic-Ellis Levon's Gymnastics	Prelims Finals	13.150 8.850	13.700 9.650	14.050 9.350	12.400 8.800	12.650 9.850	13.250 9.550	79.200 56.050
				<u>Combined Total:</u>						<u>135.250</u>
6	8260	Fuzzy Benas HGC	Prelims Finals	13.250 9.150	13.600 9.300	14.150 9.150	12.750 9.450	12.950 9.500	12.450 9.300	79.150 55.850
				<u>Combined Total:</u>						<u>135.000</u>
7	8243	Vishal Mandava Cypress Academy	Prelims Finals	13.200 8.600	14.000 9.700	14.000 9.000	12.500 9.200	13.500 9.000	12.650 9.400	79.850 54.900
				<u>Combined Total:</u>						<u>134.750</u>
8	8147	Raydel Gamboa North Valley Gym	Prelims Finals	13.900 9.350	11.550 9.600	13.000 9.550	13.400 9.600	13.000 8.500	13.200 9.700	78.050 56.300
				<u>Combined Total:</u>						<u>134.350</u>
9	8231	Denis Irimiea Universal Gymnastics	Prelims Finals	13.050 8.750	12.050 9.450	14.100 9.500	12.500 9.250	13.100 9.600	13.150 9.200	77.950 55.750
				<u>Combined Total:</u>						<u>133.700</u>
10	8189	Jayson Flack 5280 Gym North	Prelims Finals	13.550 9.200	13.850 9.550	13.400 9.250	12.600 9.350	12.800 9.150	12.450 8.500	78.650 55.000
				<u>Combined Total:</u>						<u>133.650</u>
11	8160	Tyler Shimizu West Coast Olympic	Prelims Finals	12.950 8.700	13.950 9.650	13.000 8.600	12.150 9.550	13.100 8.950	13.350 9.600	78.500 55.050
				<u>Combined Total:</u>						<u>133.550</u>
12	8232	Javier Alfonso Universal Gymnastics	Prelims Finals	13.100 8.900	13.300 9.600	12.700 9.350	12.300 9.400	12.900 8.900	13.200 9.450	77.500 55.600
				<u>Combined Total:</u>						<u>133.100</u>
13	8202	Fredrick Richard Somersault Center	Prelims Finals	13.050 8.700	13.850 9.700	13.450 8.500	12.150 9.300	13.000 8.900	12.350 9.650	77.850 54.750
				<u>Combined Total:</u>						<u>132.600</u>

2016 Men's JE Finals

Meet Results - Multi


May 4-8, 2016

Page: 2

Printed: 5/8/2016 12:54:10 PM

Men / 8 / All Ages

Session: 9-8

Rank	Num	Name/Gym								AA
14	8138	Isaiah Drake Gymnastics Olympica	Prelims Finals	13.100 9.600	11.500 9.050	13.300 7.550	13.550 8.950	13.500 9.550	13.300 9.550	78.250 54.250
				<u>Combined Total:</u>						<u>132.500</u>
15	8184	Kyler Hartley 5280 Gym North	Prelims Finals	13.150 8.800	14.500 9.700	13.300 9.200	12.550 9.300	12.550 8.300	12.500 8.500	78.550 53.800
				<u>Combined Total:</u>						<u>132.350</u>
16	8157	Tas Hajdu Vitaly Scherbo Gym	Prelims Finals	11.400 9.050	14.450 9.550	12.900 8.700	11.900 9.300	13.450 9.100	13.150 8.750	77.250 54.450
				<u>Combined Total:</u>						<u>131.700</u>
17	8269	Landen Blixt Infinity Gym Academy	Prelims Finals	13.300 9.100	12.500 9.150	13.050 8.750	12.600 9.600	13.600 7.900	12.750 9.200	77.800 53.700
				<u>Combined Total:</u>						<u>131.500</u>
18	8223	Nicholas Tarca Premier Athletics KN	Prelims Finals	12.900 9.050	13.900 9.450	12.750 9.200	12.750 8.800	12.650 8.100	12.850 8.650	77.800 53.250
				<u>Combined Total:</u>						<u>131.050</u>
19	8132	Khoi Young Sportsplex Gym- MD	Prelims Finals	13.550 9.200	14.600 9.350	12.200 8.000	13.150 8.900	11.450 8.700	12.000 9.500	76.950 53.650
				<u>Combined Total:</u>						<u>130.600</u>
20	8208	Luke McFarland Daggett's Gymnastics	Prelims Finals	13.400 8.950	13.250 9.600	13.400 8.450	11.550 9.400	13.050 8.550	11.600 9.150	76.250 54.100
				<u>Combined Total:</u>						<u>130.350</u>
21	8244	Tanner Braunton Cypress Academy	Prelims Finals	13.150 8.950	13.800 8.500	13.250 8.900	12.500 9.100	12.350 8.450	11.800 8.450	76.850 52.350
				<u>Combined Total:</u>						<u>129.200</u>
22	8146	Joseph Joey Pepe North Valley Gym	Prelims Finals	12.750 8.550	12.950 9.350	11.350 8.200	12.700 9.400	12.500 9.300	12.100 9.600	74.350 54.400
				<u>Combined Total:</u>						<u>128.750</u>
23	8139	Levon Chalikyan Gymnastics Olympica	Prelims Finals	12.250 8.750	12.550 9.050	12.200 7.950	12.600 8.900	13.250 8.550	12.700 9.500	75.550 52.700
				<u>Combined Total:</u>						<u>128.250</u>
24	8154	Mark Berlaga Stanford Boys Gym	Prelims Finals	13.200 8.850	12.500 9.700	13.800 9.050	12.300 8.750	12.500 8.250	11.000 8.200	75.300 52.800
				<u>Combined Total:</u>						<u>128.100</u>
25	8151	Dylan Yamaguchi SCATS Gymnastics	Prelims Finals	13.300 7.700	12.650 8.300	12.450 8.250	11.950 9.100	13.600 8.000	12.900 9.350	76.850 50.700
				<u>Combined Total:</u>						<u>127.550</u>
26	8140	Riley Rose Go For It USA	Prelims Finals	13.350 8.600	12.100 8.800	12.450 8.300	12.350 8.750	12.600 8.350	12.500 9.350	75.350 52.150
				<u>Combined Total:</u>						<u>127.500</u>

2016 Men's JE Finals

Meet Results - Multi







May 4-8, 2016

Page: 3

Printed: 5/8/2016 12:54:10 PM

Men / 8 / All Ages

Session: 9-8

Rank	Num	Name/Gym								AA
27	8137	Matthew Krall CA Sports Center-RS	Prelims Finals	12.750 7.600	13.050 9.550	12.850 8.050	12.800 8.900	12.750 7.700	12.650 8.400	76.850 50.200
				<u>Combined Total:</u>						<u>127.050</u>
28	8247	Charlie Miles Houston Elite Gym	Prelims Finals	12.300 8.500	12.950 9.000	13.100 8.750	11.850 9.250	12.200 8.250	11.800 8.950	74.200 52.700
				<u>Combined Total:</u>						<u>126.900</u>
29	8249	Erich Upton Iron Cross Gym	Prelims Finals	12.850 8.450	12.400 8.750	13.200 8.550	11.450 9.200	12.450 7.650	12.700 9.200	75.050 51.800
				<u>Combined Total:</u>						<u>126.850</u>
30	8251	Benedict Nguyen Nova Gymnastics	Prelims Finals	13.600 8.950	12.600 8.750	12.750 8.400	12.050 9.450	12.050 8.450	10.600 8.700	73.650 52.700
				<u>Combined Total:</u>						<u>126.350</u>
31	8209	Joshua LaSpada Apollo Gym- FL	Prelims Finals	12.700 7.800	13.900 8.950	12.400 8.750	11.350 8.250	13.350 7.850	12.150 8.650	75.850 50.250
				<u>Combined Total:</u>						<u>126.100</u>
32	8262	Richard Mays HGC	Prelims Finals	12.900 8.800	12.600 7.950	12.700 8.500	12.450 9.050	12.350 7.900	11.900 8.950	74.900 51.150
				<u>Combined Total:</u>						<u>126.050</u>
33	8265	Tegshmurun Jamiyankhuu Lakeshore Academy	Prelims Finals	13.100 9.150	12.050 9.400	12.400 8.550	10.500 9.600	9.650 9.450	12.400 9.600	70.100 55.750
				<u>Combined Total:</u>						<u>125.850</u>
34	8267	Rithik Puri Lakeshore Academy	Prelims Finals	11.300 8.150	13.300 9.450	12.750 8.350	11.800 8.900	12.000 8.350	12.400 9.050	73.550 52.250
				<u>Combined Total:</u>						<u>125.800</u>
35	8205	Benjamin Brown-Proctor Daggett's Gymnastics	Prelims Finals	13.200 8.950	13.500 8.850	12.900 8.000	12.350 8.950	12.100 8.000	11.550 7.400	75.600 50.150
				<u>Combined Total:</u>						<u>125.750</u>
36	8108	Carter Cocharo Blaze Gymnastics	Prelims Finals	12.600 8.550	13.100 9.600	12.950 8.200	12.250 9.400	11.500 7.700	11.000 8.800	73.400 52.250
				<u>Combined Total:</u>						<u>125.650</u>
37	8111	Kristian Grahovski RGA	Prelims Finals	12.550 8.150	12.050 9.300	12.600 8.300	11.150 8.600	12.550 8.200	12.650 9.500	73.550 52.050
				<u>Combined Total:</u>						<u>125.600</u>
38	8148	Maxwell Odden North Valley Gym	Prelims Finals	12.750 8.550	12.800 9.300	12.000 9.000	11.500 8.750	12.050 8.250	11.950 8.500	73.050 52.350
				<u>Combined Total:</u>						<u>125.400</u>
39	8136	Maxwell Taniguchi-King CA Sports Center-GO	Prelims Finals	12.900 8.300	13.100 8.800	12.000 7.450	12.000 8.850	13.150 8.150	11.950 8.500	75.100 50.050
				<u>Combined Total:</u>						<u>125.150</u>

2016 Men's JE Finals

Meet Results - Multi

May 4-8, 2016

Page: 4

Printed: 5/8/2016 12:54:10 PM

Men / 8 / All Ages

Session: 9-8

Rank	Num	Name/Gym								AA
40	8126	Zachary Patrick Gymstrada Gym	Prelims Finals	12.300 8.600	12.850 8.950	11.450 8.200	11.850 8.650	12.500 8.100	12.200 9.000	73.150 51.500
				<u>Combined Total:</u>						<u>124.650</u>
41	8102	Bobby Alessio E Nat Acad- Paramus	Prelims Finals	11.850 8.400	13.000 9.250	12.300 8.000	11.600 9.400	12.400 7.900	11.800 8.600	72.950 51.550
				<u>Combined Total:</u>						<u>124.500</u>
42	8196	Alex Vandendries NEAG- Marlborough	Prelims Finals	12.400 8.600	12.850 8.600	12.200 7.950	11.800 8.900	11.450 8.150	12.450 9.100	73.150 51.300
				<u>Combined Total:</u>						<u>124.450</u>
43	8125	Will Fleck Capital Gym NTC-VA	Prelims Finals	12.600 8.650	12.950 8.600	10.800 8.000	12.050 8.300	13.400 8.150	12.150 8.600	73.950 50.300
				<u>Combined Total:</u>						<u>124.250</u>
44	8271	William Howard Chicago Park	Prelims Finals	12.550 8.650	12.100 8.250	12.200 7.700	12.400 9.250	12.050 7.950	11.900 9.050	73.200 50.850
				<u>Combined Total:</u>						<u>124.050</u>
45	8246	Caden Clinton Cypress Academy	Prelims Finals	12.350 7.700	12.500 9.250	13.050 8.600	12.200 9.450	11.450 8.100	11.350 7.900	72.900 51.000
				<u>Combined Total:</u>						<u>123.900</u>
46	8159	Sean Shimizu West Coast Olympic	Prelims Finals	12.900 7.800	13.000 9.450	12.150 8.300	11.400 8.600	12.250 8.000	10.800 9.000	72.500 51.150
				<u>Combined Total:</u>						<u>123.650</u>
47T	8127	Samuel Smith Gymstrada Gym	Prelims Finals	12.700 8.350	12.650 8.200	12.200 8.400	11.800 8.750	12.200 7.250	12.350 8.650	73.900 49.600
				<u>Combined Total:</u>						<u>123.500</u>
47T	8204	Sergey Popov Levon's Gymnastics	Prelims Finals	12.750 8.800	12.750 8.950	12.300 7.750	12.200 9.250	11.600 8.000	11.150 8.000	72.750 50.750
				<u>Combined Total:</u>						<u>123.500</u>
49	8309	Lucas Daniels Hocking Valley Gym	Prelims Finals	12.500 8.500	13.000 8.600	12.350 7.400	12.700 9.100	11.450 7.300	11.800 8.550	73.800 49.450
				<u>Combined Total:</u>						<u>123.250</u>
50	8215	Thomas Dowling Gold Coast Gym- FL	Prelims Finals	12.050 7.550	11.150 8.900	13.000 9.450	12.200 8.450	11.600 8.350	12.450 8.000	72.450 50.700
				<u>Combined Total:</u>						<u>123.150</u>
51T	8133	Finley Stearn Twisters Gym- MD	Prelims Finals	11.400 8.400	11.300 9.000	12.550 8.250	11.600 9.200	11.850 8.400	11.450 8.600	70.150 51.850
				<u>Combined Total:</u>						<u>122.000</u>
51T	8248	Koby Cantu Iron Cross Gym	Prelims Finals	12.450 7.950	12.700 8.900	11.850 7.850	11.250 8.900	12.200 7.700	11.400 8.850	71.850 50.150
				<u>Combined Total:</u>						<u>122.000</u>

2016 Men's JE Finals

Meet Results - Multi







May 4-8, 2016

Page: 5

Printed: 5/8/2016 12:54:10 PM

Men / 8 / All Ages

Session: 9-8

Rank	Num	Name/Gym								AA
53	8194	Reece Landsperger New Hampshire Acad	Prelims Finals	11.700 8.000	12.050 8.750	11.200 8.500	11.550 9.000	12.750 8.900	11.750 7.800	71.000 50.950
				<u>Combined Total:</u>						<u>121.950</u>
54	8117	Matthew Burgoyne Montco Gym	Prelims Finals	12.650 8.800	11.950 9.250	11.700 7.550	11.400 8.950	11.500 8.200	12.000 7.550	71.200 50.300
				<u>Combined Total:</u>						<u>121.500</u>
55	8236	Palmer Wright Dynamo Gymnastics	Prelims Finals	11.150 7.900	11.900 8.550	12.100 8.050	11.700 8.850	12.200 8.200	12.050 8.650	71.100 50.200
				<u>Combined Total:</u>						<u>121.300</u>
56	8165	Sebastian Kane Eastside Gymnastics	Prelims Finals	12.900 8.500	12.700 8.000	11.800 8.100	11.900 8.500	12.400 6.100	11.700 8.550	73.400 47.750
				<u>Combined Total:</u>						<u>121.150</u>
57	8225	Tobias Liang Roswell Gymnastics	Prelims Finals	12.750 8.150	11.750 9.150	10.300 7.300	11.800 8.850	12.350 7.950	11.900 8.150	70.850 49.550
				<u>Combined Total:</u>						<u>120.400</u>
58	8250	Kaleb Harder Iron Cross Gym	Prelims Finals	10.200 7.100	12.900 9.150	12.050 7.800	11.400 8.550	10.800 7.450	11.800 9.000	69.150 49.050
				<u>Combined Total:</u>						<u>118.200</u>
59	8256	Coby DeNure WOGA Frisco	Prelims Finals	11.200 7.000	12.800 8.550	11.750 7.800	11.900 8.600	10.950 7.100	11.850 8.250	70.450 47.300
				<u>Combined Total:</u>						<u>117.750</u>
60	8234	Luis Rodriguez Universal Gymnastics	Prelims Finals	11.200 7.850	12.350 8.500	11.900 8.650	11.150 9.200	12.500 7.750	8.200 8.050	67.300 50.000
				<u>Combined Total:</u>						<u>117.300</u>
61	8118	Steven Glenn Montco Gym	Prelims Finals	12.650 8.450	11.750 8.950	10.450 8.150	11.750 8.550	11.300 6.700	10.200 7.050	68.100 47.850
				<u>Combined Total:</u>						<u>115.950</u>