

# 2016 Men's JO Nationals

## Meet Results

May 4-8, 2016







Page: 1

Printed: 5/6/2016 9:49 PM

Men / 9 / All Ages

Session: 6-9

Judge's Signatures







Rank	Num	Name	Gym							AA
1	9251	Justin Ah Chow	Universal Gymnastics	Diff: 5.100	4.800	5.100	4.400	4.600	4.800	
				Exec: 9.200	8.650	9.200	9.450	8.950	9.500	
				ND:						
				Final: 14.300	13.450	14.300	13.850	13.550	14.300	83.750
				Place: 8T	6T	4	7*	12	3	1
2	9234	David Willett	High Point Gym Acad	Diff: 5.600	4.700	4.900	4.600	4.500	3.800	
				Exec: 9.300	8.050	9.300	9.600	9.700	8.950	
				ND:						
				Final: 14.900	12.750	14.200	14.200	14.200	12.750	83.000
				Place: 1	23	5	3	4T	27	2
3	9256	Colt Walker	AcroTex Cedar Park	Diff: 5.200	4.600	5.100	5.200	4.800	4.700	
				Exec: 8.800	8.300	9.500	8.950	9.200	8.400	
				ND:			-0.100			
				Final: 14.000	12.900	14.600	14.050	14.000	13.100	82.650
				Place: 14T	20T	2	4	6T	12T	3
4	9275	John Chou	Cypress Academy	Diff: 5.400	4.700	4.200	4.400	5.500	3.800	
				Exec: 9.050	9.100	8.900	9.050	9.200	9.300	
				ND:			-0.100			
				Final: 14.450	13.800	13.100	13.350	14.700	13.100	82.500
				Place: 6T	2T	20	24T	1	12T	4
5	9145	Samuel Phillips	Gymnastics Olympica	Diff: 5.300	4.800	4.800	4.400	4.900	4.800	
				Exec: 8.900	7.100	8.950	9.450	9.500	9.550	
				ND:						
				Final: 14.200	11.900	13.750	13.850	14.400	14.350	82.450
				Place: 11	39T	8	7*	2	2	5
6	9149	Julian Brutchin-Roose	Gymnastics Olympica	Diff: 5.000	5.100	4.500	4.400	4.700	4.200	
				Exec: 8.400	9.200	8.950	9.350	9.300	8.900	
				ND:			-0.100			
				Final: 13.400	14.300	13.450	13.650	14.000	13.100	81.900
				Place: 35T	1	11T	13*	6T	12T	6
7	9318	Paul Juda	Buffalo Grove Gym	Diff: 5.200	3.600	4.700	4.400	4.800	4.900	
				Exec: 9.500	8.050	8.950	9.350	9.500	9.000	
				ND:			-0.100			
				Final: 14.700	11.650	13.650	13.650	14.300	13.900	81.850
				Place: 3T	47T	9	13*	3	4	7
8	9166	Brandon Briones	USA Flairs	Diff: 4.700	3.900	5.000	4.400	4.900	4.600	
				Exec: 9.550	9.100	8.450	9.300	8.800	8.700	
				ND:			-0.100			
				Final: 14.250	13.000	13.450	13.600	13.700	13.300	81.300
				Place: 10	18	11T	18T	10	10	8
9	9164	Riley Loos	Technique Gym	Diff: 5.100	4.300	4.800	4.400	4.400	4.300	
				Exec: 8.800	7.800	9.650	9.350	9.100	9.100	
				ND:			-0.100			
				Final: 13.900	12.100	14.450	13.650	13.500	13.400	81.000
				Place: 16T	37	3	13*	13T	8	9
10	9284	Garrett Braunton	Cypress Academy	Diff: 5.000	4.400	5.200	4.400	4.200	5.100	
				Exec: 7.500	8.900	9.600	9.350	7.850	9.300	
				ND:						
				Final: 12.500	13.300	14.800	13.750	12.050	14.400	80.800
				Place: 56T	10T	1	10	52	1	10

# 2016 Men's JO Nationals

## Meet Results

May 4-8, 2016

Page: 2  
 Printed: 5/6/2016 9:49 PM  
 Men / 9 / All Ages  
 Session: 6-9







Rank	Num	Name	Gym							AA
11	9252	Travis Wong	Universal Gymnastics	Diff: 4.700	4.600	4.300	3.600	4.600	4.500	
				Exec: 8.800	9.200	9.150	9.350	8.400	9.000	
				ND: _____	_____	_____	_____	_____	_____	
				Final: 13.500	13.800	13.450	12.950	13.000	13.500	80.200
				Place: 29T	2T	11T	37	27T	7	11
12	9310	Cyrus Matthews	Bartlett Acad Of Gym	Diff: 4.900	5.000	4.300	4.400	4.800	4.400	
				Exec: 9.000	8.450	8.250	9.250	9.400	7.600	
				ND: _____	_____	_____	-0.100	_____	_____	
				Final: 13.900	13.450	12.550	13.550	14.200	12.000	79.650
				Place: 16*	6T	34T	20*	4T	42*	12
13	9127	Dhiren Lutchman	Paragon Gym	Diff: 4.500	3.700	4.400	4.400	4.600	4.400	
				Exec: 9.100	8.200	8.800	8.950	9.250	9.150	
				ND: _____	_____	_____	-0.100	_____	_____	
				Final: 13.600	11.900	13.200	13.250	13.850	13.550	79.350
				Place: 28	39T	17	27T	8	6	13
14	9170	Troy Jenkins Jr	Black Hills Gym	Diff: 4.700	4.600	4.700	3.600	4.200	4.100	
				Exec: 9.100	7.850	9.350	9.150	8.600	9.000	
				ND: _____	_____	_____	_____	_____	_____	
				Final: 13.800	12.450	14.050	12.750	12.800	13.100	78.950
				Place: 24	28T	6	43*	40*	12T	14
15	9231	Jacob Bassett	Hayden's Gymnastics	Diff: 5.400	4.400	4.700	4.400	4.900	4.900	
				Exec: 8.750	7.400	8.000	8.800	8.250	8.750	
				ND: _____	_____	_____	_____	_____	_____	
				Final: 14.150	11.800	12.700	13.200	13.150	13.650	78.650
				Place: 12T	43T	25T	31T	21T	5	15
16	9258	Robbie Shamp	All Star Gymnastics	Diff: 5.500	4.200	4.500	5.200	4.500	3.900	
				Exec: 9.350	6.250	8.150	9.200	9.000	8.700	
				ND: _____	_____	_____	_____	_____	_____	
				Final: 14.850	10.450	12.650	14.400	13.500	12.600	78.450
				Place: 2	57T	29T	1	13T	30T	16
17	9128	Aleksandr Kuzmenchuk	Paragon Gym	Diff: 4.500	3.800	4.600	3.600	4.300	3.900	
				Exec: 9.400	8.900	8.100	9.100	9.000	9.000	
				ND: _____	_____	_____	_____	_____	_____	
				Final: 13.900	12.700	12.700	12.700	13.300	12.900	78.200
				Place: 16T	24	25T	45*	18	20*	17
18T	9230	Kameron Nelson	Hayden's Gymnastics	Diff: 5.500	4.000	4.300	4.800	4.100	4.200	
				Exec: 9.200	8.150	7.950	9.000	8.900	8.150	
				ND: _____	_____	_____	-0.100	_____	_____	
				Final: 14.700	12.150	12.250	13.700	13.000	12.350	78.150
				Place: 3T	35T	40T	11T	27*	35T	18T
18T	9139	Brandon Nguyen	Elevate Gym Acad	Diff: 4.500	4.700	4.700	4.400	4.500	4.700	
				Exec: 8.550	7.700	8.600	9.600	7.900	8.300	
				ND: _____	_____	_____	_____	_____	_____	
				Final: 13.050	12.400	13.300	14.000	12.400	13.000	78.150
				Place: 47T	31T	16	5	48	17T	18T
20	9154	Jordan Williams	Liberty Gymnastics	Diff: 4.700	4.300	4.400	4.400	4.000	3.600	
				Exec: 8.050	9.050	8.100	8.850	9.100	9.550	
				ND: _____	_____	_____	_____	_____	_____	
				Final: 12.750	13.350	12.500	13.250	13.100	13.150	78.100
				Place: 53T	9	36	27T	23T	11	20

# 2016 Men's JO Nationals

## Meet Results

May 4-8, 2016

Page: 3  
 Printed: 5/6/2016 9:49 PM  
 Men / 9 / All Ages  
 Session: 6-9







Rank	Num	Name	Gym							AA
21	9235	Steven Lukasik	LaFleur's Tampa	Diff: 4.300	4.800	4.200	3.600	3.900	4.300	
				Exec: 9.400	8.250	8.350	8.700	9.200	9.050	
				ND: _____	_____	_____	_____	_____	_____	
				Final: 13.700	13.050	12.550	12.300	13.100	13.350	78.050
				Place: 26	16T	34T	53	23T	9	21
22T	9141	Zachary Martin	Elevate Gym Acad	Diff: 4.800	4.500	4.500	4.400	4.300	3.000	
				Exec: 9.050	8.600	8.300	9.150	9.300	8.300	
				ND: _____	_____	_____	-0.300	_____	_____	
				Final: 13.850	13.100	12.800	13.250	13.600	11.300	77.900
				Place: 23	14T	24	27T	11	52	22T
22T	9146	Blake Tingzon	Gymnastics Olympica	Diff: 4.300	4.300	4.100	3.600	4.200	4.300	
				Exec: 9.000	9.100	8.550	9.200	8.750	8.500	
				ND: _____	_____	_____	_____	_____	_____	
				Final: 13.300	13.400	12.650	12.800	12.950	12.800	77.900
				Place: 37T	8	29T	42	33T	23*	22T
24	9315	Tyler Rockwood	Hocking Valley Gym	Diff: 4.500	4.900	4.300	3.600	4.700	4.100	
				Exec: 8.700	8.000	8.600	9.050	8.550	8.800	
				ND: _____	_____	_____	_____	_____	_____	
				Final: 13.200	12.900	12.900	12.650	13.250	12.900	77.800
				Place: 41T	20T	21	49	19T	20T	24
25	9192	Logan Myers	5280 Gym North	Diff: 4.900	3.900	4.500	4.400	4.700	4.400	
				Exec: 9.000	8.700	7.700	9.250	7.750	8.550	
				ND: _____	_____	_____	_____	_____	_____	
				Final: 13.900	12.600	12.200	13.650	12.450	12.950	77.750
				Place: 16*	25T	45T	13*	47	19	25
26	9288	Alan Camillus	Keller Gym Center	Diff: 5.100	4.800	4.900	4.400	4.600	3.400	
				Exec: 8.400	7.000	9.000	9.450	8.750	7.800	
				ND: _____	_____	_____	_____	_____	_____	
				Final: 13.500	11.800	13.900	13.850	13.350	11.200	77.600
				Place: 29T	43T	7	7*	16T	53	26
27T	9174	Zachary Tiderman	OMEGA Gymnastics	Diff: 4.500	3.800	3.900	3.600	4.100	3.400	
				Exec: 9.250	7.700	8.950	9.750	9.250	9.300	
				ND: _____	_____	_____	_____	_____	_____	
				Final: 13.750	11.500	12.850	13.350	13.350	12.700	77.500
				Place: 25	51	22T	24T	16T	28T	27T
27T	9206	Yan Inhaber-Courchesne	NEAG- Marlborough	Diff: 4.600	4.300	4.700	3.600	4.400	4.400	
				Exec: 9.400	8.600	7.500	9.150	8.450	8.400	
				ND: _____	_____	_____	_____	_____	_____	
				Final: 14.000	12.900	12.200	12.750	12.850	12.800	77.500
				Place: 14T	20T	45T	43*	38T	23T	27T
29	9169	Austin Kirk	Avant Coeur	Diff: 4.800	3.700	4.300	3.600	4.100	4.000	
				Exec: 9.100	8.900	9.100	8.550	9.350	7.900	
				ND: _____	_____	_____	_____	_____	_____	
				Final: 13.900	12.600	13.400	12.150	13.450	11.900	77.400
				Place: 16T	25T	15	56	15	44T	29
30	9193	Noah Giordano	5280 Gym North	Diff: 4.900	4.600	4.500	4.400	4.100	3.900	
				Exec: 9.000	8.500	8.100	9.200	7.250	8.800	
				ND: _____	_____	_____	_____	_____	_____	
				Final: 13.900	13.100	12.600	13.600	11.350	12.700	77.250
				Place: 16*	14T	33	18T	58	28T	30

# 2016 Men's JO Nationals

## Meet Results

May 4-8, 2016

Page: 4  
 Printed: 5/6/2016 9:49 PM  
 Men / 9 / All Ages  
 Session: 6-9







Rank	Num	Name	Gym							AA
31T	9274	Zachary Nunez	Cypress Academy	Diff: 4.300	4.300	4.100	3.600	4.400	3.300	
				Exec: 8.700	9.000	8.150	9.450	8.700	8.750	
				ND:						
				Final: 13.000	13.300	12.250	13.050	13.100	12.050	76.750
				Place: 50	10T	40*	35	23T	41	31T
31T	9267	Noah Duran	Champion Gym Texas	Diff: 4.400	5.000	4.400	4.400	4.200	3.300	
				Exec: 7.700	8.750	7.850	9.050	8.800	8.900	
				ND:						
				Final: 12.100	13.750	12.250	13.450	13.000	12.200	76.750
				Place: 60	4	40*	22	27T	37	31T
33	9249	Crew Bold	Twister Gym- FL	Diff: 5.200	4.400	4.500	3.600	4.300	4.900	
				Exec: 9.300	7.500	7.400	9.250	8.250	8.100	
				ND:						
				Final: 14.500	11.900	11.900	12.850	12.550	13.000	76.700
				Place: 5	39T	50T	40*	45	17T	33
34	9300	Evan Ng	Lakeshore Academy	Diff: 4.800	4.700	4.000	3.600	3.900	4.400	
				Exec: 8.000	8.600	8.850	9.200	7.950	8.650	
				ND:			-0.100			
				Final: 12.800	13.300	12.850	12.700	11.850	13.050	76.550
				Place: 52	10T	22T	45T	53	16	34
35	9279	Will Hauke	DeVeau's School	Diff: 5.000	4.700	4.600	3.800	4.100	4.400	
				Exec: 9.300	7.100	8.050	9.600	8.250	7.600	
				ND:						
				Final: 14.300	11.800	12.650	13.400	12.350	12.000	76.500
				Place: 8T	43T	29*	23	49	42*	35
36	9273	Gabriel Hotchkiss	Cypress Academy	Diff: 4.800	4.100	4.400	4.400	4.400	2.900	
				Exec: 8.350	7.950	8.300	9.250	8.550	9.000	
				ND:						
				Final: 13.150	12.050	12.700	13.650	12.950	11.900	76.400
				Place: 43*	38	25*	13*	33T	44T	36
37T	9159	Matthew Geuy	SCEGA Gymnastics	Diff: 5.100	4.800	3.800	4.800	4.100	4.100	
				Exec: 8.350	8.150	7.400	8.200	8.900	8.450	
				ND:						
				Final: 13.450	12.950	11.200	13.000	13.000	12.550	76.150
				Place: 31T	19	58	36	27*	32	37T
37T	9198	Colin Wingrove	AirTime Training	Diff: 4.400	4.400	4.100	5.200	4.100	3.500	
				Exec: 9.050	8.050	8.000	9.250	7.600	8.600	
				ND:			-0.100			
				Final: 13.450	12.450	12.100	14.350	11.700	12.100	76.150
				Place: 31T	28T	47T	2	55	39T	37T
37T	9272	Daniel Simmons	Cypress Academy	Diff: 4.500	3.900	4.600	4.400	4.400	3.200	
				Exec: 8.950	8.000	8.550	8.300	8.200	9.150	
				ND:						
				Final: 13.450	11.900	13.150	12.700	12.600	12.350	76.150
				Place: 31T	39T	18*	45T	44	35T	37T
40	9317	Patrick da Silva	Gymnastics World	Diff: 4.500	4.600	4.300	4.400	4.400	3.100	
				Exec: 8.750	7.050	8.000	8.900	9.400	8.700	
				ND:			-0.100			
				Final: 13.250	11.650	12.300	13.200	13.800	11.800	76.000
				Place: 40	47T	38T	31T	9	48	40

# 2016 Men's JO Nationals

## Meet Results

May 4-8, 2016

Page: 5  
 Printed: 5/6/2016 9:49 PM  
 Men / 9 / All Ages  
 Session: 6-9







Rank	Num	Name	Gym							AA
41T	9135	Jason Duckering	CA Sports Center-GO	Diff: 4.600	3.800	4.300	4.400	3.900	4.300	
				Exec: 9.050	8.500	8.050	9.250	9.100	6.750	
				ND: _____	_____	_____	-0.100	_____	_____	
				Final: 13.650	12.300	12.350	13.550	13.000	11.050	75.900
				Place: 27	33T	37	20*	27T	57T	41T
41T	9213	Matthew Cormier	Levon's Gymnastics	Diff: 4.200	3.600	4.400	3.600	4.600	3.300	
				Exec: 9.100	8.850	7.850	9.300	7.600	9.500	
				ND: _____	_____	_____	_____	_____	_____	
				Final: 13.300	12.450	12.250	12.900	12.200	12.800	75.900
				Place: 37T	28T	40*	38*	50T	23T	41T
43	9136	Brandon Snipe	Bartlett Acad Of Gym	Diff: 4.700	4.400	4.100	3.800	4.300	3.800	
				Exec: 8.600	6.600	8.150	9.450	8.850	8.800	
				ND: _____	_____	_____	_____	_____	_____	
				Final: 13.300	11.000	12.250	13.250	13.150	12.600	75.550
				Place: 37T	56	40*	27T	21T	30T	43
44	9173	Nicolas Kuebler	Metropolitan Gym	Diff: 4.900	4.500	3.900	4.400	4.200	2.800	
				Exec: 9.000	5.950	9.700	9.400	8.600	8.250	
				ND: _____	_____	_____	-0.100	_____	_____	
				Final: 13.900	10.450	13.600	13.700	12.800	11.050	75.500
				Place: 16*	57T	10	11T	40*	57T	44
45	9266	Liam McQuillan	Champion Gym Texas	Diff: 4.400	4.100	4.100	4.600	3.900	3.500	
				Exec: 8.550	7.600	7.300	9.300	8.950	8.950	
				ND: _____	_____	_____	_____	_____	_____	
				Final: 12.950	11.700	11.400	13.900	12.850	12.450	75.250
				Place: 51	46	56	6	38T	34	45
46	9296	Michael Artlip	HGC	Diff: 4.900	3.900	3.500	3.600	3.900	4.300	
				Exec: 9.550	7.400	8.350	8.350	8.850	8.500	
				ND: _____	_____	_____	_____	_____	_____	
				Final: 14.450	11.300	11.850	11.950	12.750	12.800	75.100
				Place: 6T	54	52T	57	42T	23*	46
47T	9308	David Dortmund	Prairie Gym Club	Diff: 4.900	4.000	2.400	3.000	4.000	4.200	
				Exec: 9.250	9.200	8.250	9.350	9.050	7.400	
				ND: _____	_____	_____	-0.100	_____	_____	
				Final: 14.150	13.200	10.650	12.250	13.050	11.600	74.900
				Place: 12T	13	59	54T	26	49T	47T
47T	9227	Shion Aizawa	Harpeth Gymnastics	Diff: 4.700	4.300	3.700	3.600	4.000	3.200	
				Exec: 7.800	9.400	7.650	8.950	9.000	8.900	
				ND: _____	_____	_____	-0.300	_____	_____	
				Final: 12.500	13.700	11.350	12.250	13.000	12.100	74.900
				Place: 56T	5	57	54T	27T	39T	47T
49	9320	Michael Kogan	Buffalo Grove Gym	Diff: 4.400	3.200	2.300	3.600	4.300	3.700	
				Exec: 8.750	8.400	9.500	9.550	8.950	8.150	
				ND: _____	_____	_____	_____	_____	_____	
				Final: 13.150	11.600	11.800	13.150	13.250	11.850	74.800
				Place: 43T	49	54	34	19T	47	49
50	9229	Adam Wooten	Harpeth Gymnastics	Diff: 5.000	4.200	3.700	3.600	4.100	4.100	
				Exec: 8.450	7.350	8.000	9.000	8.850	8.400	
				ND: _____	_____	_____	_____	_____	_____	
				Final: 13.450	11.550	11.700	12.600	12.950	12.500	74.750
				Place: 31T	50	55	50	33T	33	50

# 2016 Men's JO Nationals

## Meet Results

May 4-8, 2016

Page: 6  
 Printed: 5/6/2016 9:49 PM  
 Men / 9 / All Ages  
 Session: 6-9

Rank	Num	Name	Gym							AA
51T	9205	Syam Buradagunta	NEAG- Marlborough	Diff: 4.800	4.600	4.400	3.600	4.100	3.900	
				Exec: 8.350	7.700	8.300	8.950	6.850	9.000	
				ND:						
				Final: 13.150	12.300	12.700	12.550	10.950	12.900	74.550
				Place: 43*	33T	25*	51T	59	20*	51T
51T	9286	Bucky McAlpine	Eagle Gym Acad	Diff: 4.600	4.300	4.200	3.600	3.700	4.000	
				Exec: 8.550	8.750	7.650	9.300	8.800	7.100	
				ND:						
				Final: 13.150	13.050	11.850	12.900	12.500	11.100	74.550
				Place: 43T	16T	52T	38*	46	54T	51T
53	9269	Mauricio Gago	Champion Gym Texas	Diff: 4.300	3.600	4.600	3.200	4.200	3.000	
				Exec: 8.450	8.950	8.050	8.300	8.550	9.150	
				ND:						
				Final: 12.750	12.550	12.650	11.500	12.750	12.150	74.350
				Place: 53T	27	29*	58	42T	38	53
54	9265	Harrison Andary	GTC Of Ohio	Diff: 4.700	4.900	4.300	3.800	4.000	3.600	
				Exec: 7.950	6.450	7.600	9.550	8.900	7.500	
				ND:						
				Final: 12.650	11.350	11.900	13.350	12.900	11.100	73.250
				Place: 55	53	50T	24T	37	54*	54
55	9201	William Watkins	USA Gym World	Diff: 4.600	4.000	4.600	3.600	4.100	3.800	
				Exec: 8.800	6.200	8.850	9.100	7.700	7.800	
				ND:						
				Final: 13.400	10.200	13.450	12.700	11.800	11.600	73.150
				Place: 35T	59T	11T	45*	54	49T	55
56	9200	Taylor Christopulos	USA Gym World	Diff: 4.400	4.300	4.600	3.600	4.500	3.600	
				Exec: 7.750	5.900	8.550	9.600	8.450	7.500	
				ND:						
				Final: 12.150	10.200	13.150	13.200	12.950	11.100	72.750
				Place: 59	59T	18*	31T	33T	54*	56
57	9108	Martin Tchamov	RGA	Diff: 4.300	4.400	3.700	3.600	3.800	2.500	
				Exec: 8.750	7.050	8.400	9.250	7.600	9.000	
				ND:						
				Final: 13.050	11.450	12.100	12.850	11.400	11.500	72.350
				Place: 47*	52	47T	40*	57	51	57
58	9162	Matthew Chertkow	Ecke Y/Sea Wind Gym	Diff: 4.100	4.600	4.200	2.800	4.000	3.200	
				Exec: 9.100	7.550	8.100	8.100	7.500	8.700	
				ND:						
				Final: 13.200	12.150	12.300	10.900	11.500	11.900	71.950
				Place: 41T	35T	38T	59	56	44T	58
59	9158	Evan Bock	SCATS Gymnastics	Diff: 4.200	4.000	4.200	3.600	4.100	3.400	
				Exec: 8.100	8.400	7.800	9.250	8.100	7.050	
				ND:			-0.300			
				Final: 12.300	12.400	12.000	12.550	12.200	10.450	71.900
				Place: 58	31T	49	51T	50T	59	59
60	9134	Myles Dimla	CA Sports Center-GO	Diff: 4.300	3.500	0.000	0.000	0.000	0.000	
				Exec: 8.750	7.700	0.000	0.000	0.000	0.000	
				ND:						
				Final: 13.050	11.200	0.000	0.000	0.000	0.000	24.250
				Place: 47*	55	60	60	60	60	60