

# 2016 Men's JO Nationals

## Meet Results

May 4-8, 2016







Page: 1

Printed: 5/6/2016 9:49 PM

Men / 8 / All Ages

Session: 6-8

Judge's Signatures







Rank	Num	Name	Gym							AA
1	8115	Joshua Karnes	Lakers Gymnastics	Diff: 4.900	4.900	4.700	4.400	4.600	4.100	
				Exec: 9.250	8.700	9.250	8.750	9.600	9.200	
				ND: _____	_____	_____	_____	_____	_____	
				Final: 14.150	13.600	13.950	13.150	14.200	13.300	82.350
				Place: 1	15T	6	4T	1	4T	1
2	8258	Asher Hong	WOGA Frisco	Diff: 4.800	5.500	4.200	3.600	4.000	4.500	
				Exec: 9.200	9.150	9.600	9.050	9.000	9.200	
				ND: _____	_____	_____	_____	_____	_____	
				Final: 14.000	14.650	13.800	12.650	13.000	13.700	81.800
				Place: 2	1	7T	12	16T	1	2
3	8144	Landon Wu	International Gym-CA	Diff: 4.300	4.900	4.500	3.600	4.200	4.100	
				Exec: 8.900	9.250	9.700	9.150	9.500	9.450	
				ND: _____	_____	_____	_____	_____	_____	
				Final: 13.200	14.150	14.200	12.750	13.700	13.550	81.550
				Place: 13T	5	1	7*	3	2	3
4	8266	Cody Troha	Lakeshore Academy	Diff: 4.400	4.900	4.400	4.200	4.500	3.500	
				Exec: 8.950	9.200	9.000	9.300	9.300	8.850	
				ND: _____	_____	_____	_____	_____	_____	
				Final: 13.350	14.100	13.400	13.500	13.800	12.350	80.500
				Place: 8T	6	10T	2	2	28T	4
5	8243	Vishal Mandava	Cypress Academy	Diff: 4.200	4.600	4.200	3.600	4.300	3.500	
				Exec: 9.000	9.400	9.800	8.900	9.200	9.150	
				ND: _____	_____	_____	_____	_____	_____	
				Final: 13.200	14.000	14.000	12.500	13.500	12.650	79.850
				Place: 13*	7	5	17*	6T	17T	5
6	8203	Ian Lasic-Ellis	Levon's Gymnastics	Diff: 4.500	4.500	4.500	3.600	4.100	3.800	
				Exec: 8.650	9.200	9.550	8.800	8.550	9.450	
				ND: _____	_____	_____	_____	_____	_____	
				Final: 13.150	13.700	14.050	12.400	12.650	13.250	79.200
				Place: 17T	14	4	21*	24T	6	6
7	8260	Fuzzy Benas	HGC	Diff: 4.300	4.400	4.700	4.400	4.300	3.800	
				Exec: 8.950	9.200	9.450	8.350	8.650	8.650	
				ND: _____	_____	_____	_____	_____	_____	
				Final: 13.250	13.600	14.150	12.750	12.950	12.450	79.150
				Place: 12	15T	2	7T	19	22T	7
8	8189	Jayson Flack	5280 Gym North	Diff: 4.200	4.400	4.200	4.400	3.800	3.200	
				Exec: 9.350	9.450	9.200	8.200	9.000	9.250	
				ND: _____	_____	_____	_____	_____	_____	
				Final: 13.550	13.850	13.400	12.600	12.800	12.450	78.650
				Place: 5T	11T	10T	13T	21	22T	8
9	8184	Kyler Hartley	5280 Gym North	Diff: 4.100	5.300	4.400	3.000	3.900	3.700	
				Exec: 9.050	9.200	8.900	9.550	8.650	8.800	
				ND: _____	_____	_____	_____	_____	_____	
				Final: 13.150	14.500	13.300	12.550	12.550	12.500	78.550
				Place: 17*	3	13T	16	27T	20T	9
10	8160	Tyler Shimizu	West Coast Olympic	Diff: 4.200	4.500	3.600	3.800	3.800	4.000	
				Exec: 8.750	9.450	9.400	8.650	9.300	9.350	
				ND: _____	_____	_____	-0.300	_____	_____	
				Final: 12.950	13.950	13.000	12.150	13.100	13.350	78.500
				Place: 25	8	20T	31T	13T	3	10

# 2016 Men's JO Nationals

## Meet Results

May 4-8, 2016

Page: 2  
 Printed: 5/6/2016 9:49 PM  
 Men / 8 / All Ages  
 Session: 6-8







Rank	Num	Name	Gym							AA
11	8138	Isaiah Drake	Gymnastics Olympica	Diff: 4.200	4.500	4.100	4.400	3.800	4.000	
				Exec: 8.900	7.000	9.200	9.150	9.700	9.300	
				ND:						
				Final: 13.100	11.500	13.300	13.550	13.500	13.300	78.250
				Place: 20*	59	13T	1	6T	4T	11
12	8147	Raydel Gamboa	North Valley Gym	Diff: 4.400	4.000	4.000	4.400	4.100	4.000	
				Exec: 9.500	7.550	9.000	9.100	8.900	9.200	
				ND:			-0.100			
				Final: 13.900	11.550	13.000	13.400	13.000	13.200	78.050
				Place: 3	58	20T	3	16T	7*	12
13	8231	Denis Irimiea	Universal Gymnastics	Diff: 4.300	4.400	4.600	3.600	4.100	3.600	
				Exec: 8.750	7.650	9.500	8.900	9.000	9.550	
				ND:						
				Final: 13.050	12.050	14.100	12.500	13.100	13.150	77.950
				Place: 23*	50T	3	17*	13T	9T	13
14	8202	Fredrick Richard	Somersault Center	Diff: 4.300	4.500	4.200	3.000	4.200	3.200	
				Exec: 8.750	9.350	9.250	9.150	8.800	9.150	
				ND:						
				Final: 13.050	13.850	13.450	12.150	13.000	12.350	77.850
				Place: 23*	11T	9	31T	16T	28*	14
15T	8269	Landen Blixt	Infinity Gym Academy	Diff: 4.200	3.300	3.800	3.600	4.100	3.300	
				Exec: 9.100	9.200	9.250	9.100	9.500	9.450	
				ND:			-0.100			
				Final: 13.300	12.500	13.050	12.600	13.600	12.750	77.800
				Place: 10T	43T	18T	13*	4*	13	15T
15T	8223	Nicholas Tarca	Premier Athletics KN	Diff: 4.100	5.000	4.100	3.600	4.300	3.700	
				Exec: 8.800	8.900	8.650	9.150	8.350	9.150	
				ND:						
				Final: 12.900	13.900	12.750	12.750	12.650	12.850	77.800
				Place: 26*	9T	27T	7*	24T	12	15T
17	8232	Javier Alfonso	Universal Gymnastics	Diff: 4.200	4.000	3.900	3.600	4.000	4.000	
				Exec: 8.900	9.300	8.800	8.800	8.900	9.200	
				ND:			-0.100			
				Final: 13.100	13.300	12.700	12.300	12.900	13.200	77.500
				Place: 20*	18T	30T	25*	20	7*	17
18	8157	Tas Hajdu	Vitaly Scherbo Gym	Diff: 4.200	4.900	3.900	3.000	3.900	3.700	
				Exec: 7.200	9.550	9.000	8.900	9.550	9.450	
				ND:						
				Final: 11.400	14.450	12.900	11.900	13.450	13.150	77.250
				Place: 56T	4	24T	37T	8	9T	18
19	8132	Khoi Young	Sportsplex Gym- MD	Diff: 4.500	5.100	3.700	3.800	3.800	2.800	
				Exec: 9.050	9.500	8.500	9.350	7.650	9.200	
				ND:						
				Final: 13.550	14.600	12.200	13.150	11.450	12.000	76.950
				Place: 5T	2	41T	4T	54*	36T	19
20T	8244	Tanner Braunton	Cypress Academy	Diff: 4.100	4.500	3.800	3.600	3.600	2.300	
				Exec: 9.050	9.300	9.450	8.900	8.750	9.500	
				ND:						
				Final: 13.150	13.800	13.250	12.500	12.350	11.800	76.850
				Place: 17*	13	15	17*	36*	44*	20T

# 2016 Men's JO Nationals

## Meet Results

May 4-8, 2016

Page: 3  
 Printed: 5/6/2016 9:49 PM  
 Men / 8 / All Ages  
 Session: 6-8







Rank	Num	Name	Gym							AA
20T	8151	Dylan Yamaguchi	SCATS Gymnastics	Diff: 4.100	4.100	3.500	2.400	4.100	3.600	
				Exec: 9.200	8.550	8.950	9.550	9.500	9.300	
				ND:						
				Final: 13.300	12.650	12.450	11.950	13.600	12.900	76.850
				Place: 10T	38T	34T	36	4*	11	20T
20T	8137	Matthew Krall	CA Sports Center-RS	Diff: 3.800	4.600	3.500	3.600	3.600	3.400	
				Exec: 8.950	8.450	9.350	9.200	9.150	9.250	
				ND:						
				Final: 12.750	13.050	12.850	12.800	12.750	12.650	76.850
				Place: 32*	23	26	6	22T	17T	20T
23	8208	Luke McFarland	Daggett's Gymnastics	Diff: 4.500	4.900	4.100	3.600	4.000	3.400	
				Exec: 8.900	8.350	9.300	8.250	9.050	8.200	
				ND:			-0.300			
				Final: 13.400	13.250	13.400	11.550	13.050	11.600	76.250
				Place: 7	20	10T	50T	15	51	23
24	8209	Joshua LaSpada	Apollo Gym- FL	Diff: 3.500	4.500	3.800	2.400	3.700	3.200	
				Exec: 9.200	9.400	8.600	8.950	9.650	8.950	
				ND:						
				Final: 12.700	13.900	12.400	11.350	13.350	12.150	75.850
				Place: 37T	9T	36T	57	10	32T	24
25	8205	Benjamin Brown-Proctor	Daggett's Gymnastics	Diff: 4.200	4.400	3.700	3.000	3.600	3.200	
				Exec: 9.000	9.100	9.200	9.350	8.500	8.350	
				ND:						
				Final: 13.200	13.500	12.900	12.350	12.100	11.550	75.600
				Place: 13*	17	24T	23*	44	52	25
26	8139	Levon Chalikyan	Gymnastics Olympica	Diff: 3.500	4.000	3.500	3.600	3.900	3.500	
				Exec: 8.750	8.550	8.700	9.100	9.350	9.200	
				ND:			-0.100			
				Final: 12.250	12.550	12.200	12.600	13.250	12.700	75.550
				Place: 51	42	41T	13*	11	14T	26
27	8140	Riley Rose	Go For It USA	Diff: 4.300	4.000	3.600	3.000	3.500	3.500	
				Exec: 9.050	8.100	8.850	9.350	9.100	9.000	
				ND:						
				Final: 13.350	12.100	12.450	12.350	12.600	12.500	75.350
				Place: 8T	48T	34T	23*	26	20T	27
28	8154	Mark Berlaga	Stanford Boys Gym	Diff: 4.200	4.400	4.300	3.600	3.600	2.700	
				Exec: 9.000	8.100	9.500	8.800	8.900	8.300	
				ND:			-0.100			
				Final: 13.200	12.500	13.800	12.300	12.500	11.000	75.300
				Place: 13*	43T	7T	25*	29*	57T	28
29	8136	Maxwell Taniguchi-King	CA Sports Center-GO	Diff: 4.000	4.100	3.100	3.600	3.700	2.500	
				Exec: 8.900	9.000	8.900	8.500	9.450	9.450	
				ND:			-0.100			
				Final: 12.900	13.100	12.000	12.000	13.150	11.950	75.100
				Place: 26*	21T	49T	35	12	38T	29
30	8249	Erich Upton	Iron Cross Gym	Diff: 3.800	4.000	3.900	3.600	3.600	3.600	
				Exec: 9.050	8.400	9.300	7.950	8.850	9.100	
				ND:			-0.100			
				Final: 12.850	12.400	13.200	11.450	12.450	12.700	75.050
				Place: 31	46	16	53	33	14T	30

# 2016 Men's JO Nationals

## Meet Results

May 4-8, 2016

Page: 4  
 Printed: 5/6/2016 9:49 PM  
 Men / 8 / All Ages  
 Session: 6-8







Rank	Num	Name	Gym							AA
31	8262	Richard Mays	HGC	Diff: 3.900	3.700	3.800	3.600	3.600	2.600	
				Exec: 9.000	8.900	8.900	8.850	8.750	9.300	
				ND: _____	_____	_____	_____	_____	_____	
				Final: 12.900	12.600	12.700	12.450	12.350	11.900	74.900
				Place: 26T	40T	30T	20	36*	40T	31
32	8146	Joseph Joey Pepe	North Valley Gym	Diff: 3.800	4.200	2.800	3.600	4.000	3.400	
				Exec: 8.950	8.750	8.550	9.100	8.500	8.700	
				ND: _____	_____	_____	_____	_____	_____	
				Final: 12.750	12.950	11.350	12.700	12.500	12.100	74.350
				Place: 32*	27T	57	10*	29T	34	32
33	8247	Charlie Miles	Houston Elite Gym	Diff: 3.700	3.800	3.900	3.000	3.900	2.900	
				Exec: 8.600	9.150	9.200	8.850	8.300	8.900	
				ND: _____	_____	_____	_____	_____	_____	
				Final: 12.300	12.950	13.100	11.850	12.200	11.800	74.200
				Place: 49T	27T	17	40*	40T	44T	33
34	8125	Will Fleck	Capital Gym NTC-VA	Diff: 4.200	4.100	2.700	3.600	4.100	3.300	
				Exec: 8.400	8.850	8.100	8.450	9.300	8.850	
				ND: _____	_____	_____	_____	_____	_____	
				Final: 12.600	12.950	10.800	12.050	13.400	12.150	73.950
				Place: 41T	27T	59	33T	9	32T	34
35	8127	Samuel Smith	Gymstrada Gym	Diff: 3.800	3.900	3.400	3.000	3.500	3.200	
				Exec: 8.900	8.750	8.800	8.800	8.700	9.150	
				ND: _____	_____	_____	_____	_____	_____	
				Final: 12.700	12.650	12.200	11.800	12.200	12.350	73.900
				Place: 37T	38T	41*	42*	40*	28*	35
36	8309	Lucas Daniels	Hocking Valley Gym	Diff: 3.600	4.200	3.500	3.600	3.500	2.600	
				Exec: 8.900	8.800	8.850	9.100	7.950	9.200	
				ND: _____	_____	_____	_____	_____	_____	
				Final: 12.500	13.000	12.350	12.700	11.450	11.800	73.800
				Place: 45	24T	38	10*	54T	44T	36
37	8251	Benedict Nguyen	Nova Gymnastics	Diff: 4.100	3.400	3.700	2.800	3.000	2.600	
				Exec: 9.500	9.200	9.050	9.250	9.050	8.000	
				ND: _____	_____	_____	_____	_____	_____	
				Final: 13.600	12.600	12.750	12.050	12.050	10.600	73.650
				Place: 4	40T	27T	33T	45T	60	37
38T	8111	Kristian Grahovski	RGA	Diff: 3.800	4.200	3.500	3.000	3.400	3.100	
				Exec: 8.750	7.850	9.100	8.450	9.150	9.550	
				ND: _____	_____	_____	-0.300	_____	_____	
				Final: 12.550	12.050	12.600	11.150	12.550	12.650	73.550
				Place: 43T	50T	32	59T	27T	17T	38T
38T	8267	Rithik Puri	Lakeshore Academy	Diff: 4.300	4.800	3.900	3.000	4.000	3.600	
				Exec: 7.000	8.500	8.850	8.800	8.000	8.800	
				ND: _____	_____	_____	_____	_____	_____	
				Final: 11.300	13.300	12.750	11.800	12.000	12.400	73.550
				Place: 58	18T	27T	42*	48	26T	38T
40T	8108	Carter Cochardo	Blaze Gymnastics	Diff: 3.800	4.300	3.900	3.600	3.400	3.000	
				Exec: 8.800	8.800	9.050	8.650	8.100	8.000	
				ND: _____	_____	_____	_____	_____	_____	
				Final: 12.600	13.100	12.950	12.250	11.500	11.000	73.400
				Place: 41T	21T	23	27	52T	57T	40T

# 2016 Men's JO Nationals

## Meet Results

May 4-8, 2016

Page: 5  
 Printed: 5/6/2016 9:49 PM  
 Men / 8 / All Ages  
 Session: 6-8







Rank	Num	Name	Gym							AA
40T	8165	Sebastian Kane	Eastside Gymnastics	Diff: 4.100	4.000	2.900	2.800	4.000	2.500	
				Exec: 8.800	8.700	8.900	9.100	8.400	9.200	
				ND:						
				Final: 12.900	12.700	11.800	11.900	12.400	11.700	73.400
				Place: 26*	36*	53	37T	34T	50	40T
42	8271	William Howard	Chicago Park	Diff: 4.400	3.900	3.800	3.600	3.800	2.700	
				Exec: 8.150	8.200	8.400	8.800	8.250	9.200	
				ND:						
				Final: 12.550	12.100	12.200	12.400	12.050	11.900	73.200
				Place: 43T	48T	41T	21*	45T	40T	42
43T	8196	Alex Vandendries	NEAG- Marlborough	Diff: 3.900	4.000	3.400	3.000	3.800	3.600	
				Exec: 8.500	8.850	8.800	8.900	7.650	8.850	
				ND:			-0.100			
				Final: 12.400	12.850	12.200	11.800	11.450	12.450	73.150
				Place: 47	31*	41*	42T	54*	22T	43T
43T	8126	Zachary Patrick	Gymstrada Gym	Diff: 3.300	4.000	3.400	3.000	3.500	3.000	
				Exec: 9.000	8.850	8.050	8.850	9.000	9.200	
				ND:						
				Final: 12.300	12.850	11.450	11.850	12.500	12.200	73.150
				Place: 49T	31*	56	40*	29T	31	43T
45	8148	Maxwell Odden	North Valley Gym	Diff: 3.800	4.200	3.200	3.000	3.500	2.800	
				Exec: 8.950	8.600	8.800	8.500	8.550	9.150	
				ND:						
				Final: 12.750	12.800	12.000	11.500	12.050	11.950	73.050
				Place: 32*	33T	49T	52	45T	38T	45
46	8102	Bobby Alessio	E Nat Acad- Paramus	Diff: 3.800	4.000	3.300	2.800	3.400	2.300	
				Exec: 8.050	9.000	9.000	8.900	9.000	9.500	
				ND:			-0.100			
				Final: 11.850	13.000	12.300	11.600	12.400	11.800	72.950
				Place: 53	24T	39*	48*	34T	44*	46
47	8246	Caden Clinton	Cypress Academy	Diff: 3.500	4.200	3.700	3.000	3.100	2.300	
				Exec: 8.850	8.300	9.350	9.200	8.350	9.050	
				ND:						
				Final: 12.350	12.500	13.050	12.200	11.450	11.350	72.900
				Place: 48	43T	18T	28*	54T	55	47
48	8204	Sergey Popov	Levon's Gymnastics	Diff: 3.800	3.800	3.300	3.000	3.400	2.800	
				Exec: 8.950	8.950	9.000	9.200	8.200	8.350	
				ND:						
				Final: 12.750	12.750	12.300	12.200	11.600	11.150	72.750
				Place: 32*	35	39*	28*	50T	56	48
49	8159	Sean Shimizu	West Coast Olympic	Diff: 4.000	3.900	3.200	2.800	3.300	2.300	
				Exec: 8.900	9.100	8.950	8.600	8.950	8.500	
				ND:						
				Final: 12.900	13.000	12.150	11.400	12.250	10.800	72.500
				Place: 26*	24T	46	54*	39	59	49
50	8215	Thomas Dowling	Gold Coast Gym- FL	Diff: 3.700	4.100	4.200	3.200	3.800	3.400	
				Exec: 8.350	7.050	8.800	9.000	7.800	9.050	
				ND:						
				Final: 12.050	11.150	13.000	12.200	11.600	12.450	72.450
				Place: 52	61	20T	28T	50T	22T	50

# 2016 Men's JO Nationals

## Meet Results

May 4-8, 2016

Page: 6  
 Printed: 5/6/2016 9:49 PM  
 Men / 8 / All Ages  
 Session: 6-8







Rank	Num	Name	Gym							AA
51	8248	Koby Cantu	Iron Cross Gym	Diff: 3.600	4.000	3.200	2.800	3.600	2.200	
				Exec: 8.850	8.700	8.650	8.450	8.600	9.200	
				ND:						
				Final: 12.450	12.700	11.850	11.250	12.200	11.400	71.850
				Place: 46	36*	52	58	40T	54	51
52	8117	Matthew Burgoyne	Montco Gym	Diff: 3.700	2.700	2.800	2.000	3.600	2.600	
				Exec: 8.950	9.250	8.900	9.400	7.900	9.400	
				ND:						
				Final: 12.650	11.950	11.700	11.400	11.500	12.000	71.200
				Place: 39T	54	55	54T	52T	36T	52
53	8236	Palmer Wright	Dynamo Gymnastics	Diff: 3.400	3.800	3.400	2.800	3.500	3.100	
				Exec: 7.750	8.100	8.700	8.900	8.700	8.950	
				ND:						
				Final: 11.150	11.900	12.100	11.700	12.200	12.050	71.100
				Place: 61	55	47	47	40*	35	53
54	8194	Reece Landsperger	New Hampshire Acad	Diff: 3.400	3.500	3.400	2.400	3.900	2.900	
				Exec: 8.300	8.550	7.800	9.150	8.850	8.850	
				ND:						
				Final: 11.700	12.050	11.200	11.550	12.750	11.750	71.000
				Place: 54	50T	58	50T	22T	49	54
55	8225	Tobias Liang	Roswell Gymnastics	Diff: 4.200	4.200	3.400	3.000	3.400	3.200	
				Exec: 8.550	7.550	6.900	8.800	8.950	8.700	
				ND:						
				Final: 12.750	11.750	10.300	11.800	12.350	11.900	70.850
				Place: 32T	56T	61	42*	36T	40T	55
56	8256	Coby DeNure	WOGA Frisco	Diff: 3.900	4.100	3.500	3.600	3.400	3.400	
				Exec: 7.300	8.700	8.250	8.300	7.550	8.450	
				ND:						
				Final: 11.200	12.800	11.750	11.900	10.950	11.850	70.450
				Place: 59T	33T	54	37T	59	43	56
57	8133	Finley Stearn	Twisters Gym- MD	Diff: 3.900	4.100	3.700	2.800	3.900	2.600	
				Exec: 7.500	7.200	8.850	8.900	7.950	8.850	
				ND:			-0.100			
				Final: 11.400	11.300	12.550	11.600	11.850	11.450	70.150
				Place: 56T	60	33	48*	49	53	57
58	8265	Tegshmurun Jamiyankhuu	Lakeshore Academy	Diff: 4.400	4.300	3.400	3.200	3.500	3.500	
				Exec: 8.700	7.750	9.000	7.300	6.150	8.900	
				ND:						
				Final: 13.100	12.050	12.400	10.500	9.650	12.400	70.100
				Place: 20T	50T	36T	61	61	26T	58
59	8250	Kaleb Harder	Iron Cross Gym	Diff: 3.400	3.800	3.400	2.800	3.400	2.700	
				Exec: 6.800	9.100	8.650	8.600	7.400	9.100	
				ND:						
				Final: 10.200	12.900	12.050	11.400	10.800	11.800	69.150
				Place: 62	30	48	54*	60	44T	59
60	8118	Steven Glenn	Montco Gym	Diff: 3.800	4.100	2.700	2.800	3.200	2.400	
				Exec: 8.850	7.650	7.750	9.050	8.100	7.800	
				ND:			-0.100			
				Final: 12.650	11.750	10.450	11.750	11.300	10.200	68.100
				Place: 39T	56T	60	46	58	61	60

# 2016 Men's JO Nationals

## Meet Results

May 4-8, 2016

Page: 7  
 Printed: 5/6/2016 9:49 PM  
 Men / 8 / All Ages  
 Session: 6-8

Rank	Num	Name	Gym							AA
61	8234	Luis Rodriguez	Universal Gymnastics	Diff: 3.800	3.000	4.000	3.600	3.600	2.500	
				Exec: 7.400	9.350	7.900	7.850	8.900	5.700	
				ND: _____	_____	_____	-0.300	_____	_____	
				Final: 11.200	12.350	11.900	11.150	12.500	8.200	67.300
				Place: 59T	47	51	59T	29*	62	61
62	8255	Dallas Hale	WOGA Frisco	Diff: 4.100	0.000	0.000	0.000	0.000	4.000	
				Exec: 7.500	0.000	0.000	0.000	0.000	8.700	
				ND: _____	_____	_____	_____	_____	_____	
				Final: 11.600	0.000	0.000	0.000	0.000	12.700	24.300
				Place: 55	62	62	62	62	14T	62