

2016 Men's JO Nationals

Meet Results

May 4-8, 2016







Page: 1

Printed: 5/6/2016 9:49 PM

Men / 8 / 12 yrs

Session: 6-8







Judge's Signatures

Rank	Num	Name	Gym							AA
1	8144	Landon Wu	International Gym-CA	Diff: 4.300	4.900	4.500	3.600	4.200	4.100	
				Exec: 8.900	9.250	9.700	9.150	9.500	9.450	
				ND: _____	_____	_____	_____	_____	_____	
				Final: 13.200	14.150	14.200	12.750	13.700	13.550	81.550
				Place: 7T	3	1	6T	2	1	1
2	8266	Cody Troha	Lakeshore Academy	Diff: 4.400	4.900	4.400	4.200	4.500	3.500	
				Exec: 8.950	9.200	9.000	9.300	9.300	8.850	
				ND: _____	_____	_____	_____	_____	_____	
				Final: 13.350	14.100	13.400	13.500	13.800	12.350	80.500
				Place: 3T	4	6	2	1	18	2
3	8243	Vishal Mandava	Cypress Academy	Diff: 4.200	4.600	4.200	3.600	4.300	3.500	
				Exec: 9.000	9.400	9.800	8.900	9.200	9.150	
				ND: _____	_____	_____	_____	_____	_____	
				Final: 13.200	14.000	14.000	12.500	13.500	12.650	79.850
				Place: 7*	5	4	10	4T	10T	3
4	8203	Ian Lasic-Ellis	Levon's Gymnastics	Diff: 4.500	4.500	4.500	3.600	4.100	3.800	
				Exec: 8.650	9.200	9.550	8.800	8.550	9.450	
				ND: _____	_____	_____	_____	_____	_____	
				Final: 13.150	13.700	14.050	12.400	12.650	13.250	79.200
				Place: 11T	7	3	11*	12	4	4
5	8260	Fuzzy Benas	HGC	Diff: 4.300	4.400	4.700	4.400	4.300	3.800	
				Exec: 8.950	9.200	9.450	8.350	8.650	8.650	
				ND: _____	_____	_____	_____	_____	_____	
				Final: 13.250	13.600	14.150	12.750	12.950	12.450	79.150
				Place: 6	8	2	6T	9	14T	5
6	8184	Kyler Hartley	5280 Gym North	Diff: 4.100	5.300	4.400	3.000	3.900	3.700	
				Exec: 9.050	9.200	8.900	9.550	8.650	8.800	
				ND: _____	_____	_____	_____	_____	_____	
				Final: 13.150	14.500	13.300	12.550	12.550	12.500	78.550
				Place: 11T	2	7T	9	14	12T	6
7	8160	Tyler Shimizu	West Coast Olympic	Diff: 4.200	4.500	3.600	3.800	3.800	4.000	
				Exec: 8.750	9.450	9.400	8.650	9.300	9.350	
				ND: _____	_____	_____	-0.300	_____	_____	
				Final: 12.950	13.950	13.000	12.150	13.100	13.350	78.500
				Place: 16	6	11T	19	7	2	7
8	8138	Isaiah Drake	Gymnastics Olympica	Diff: 4.200	4.500	4.100	4.400	3.800	4.000	
				Exec: 8.900	7.000	9.200	9.150	9.700	9.300	
				ND: _____	_____	_____	_____	_____	_____	
				Final: 13.100	11.500	13.300	13.550	13.500	13.300	78.250
				Place: 13*	31	7T	1	4T	3	8
9	8147	Raydel Gamboa	North Valley Gym	Diff: 4.400	4.000	4.000	4.400	4.100	4.000	
				Exec: 9.500	7.550	9.000	9.100	8.900	9.200	
				ND: _____	_____	_____	-0.100	_____	_____	
				Final: 13.900	11.550	13.000	13.400	13.000	13.200	78.050
				Place: 1	30	11T	3	8	5*	9
10	8232	Javier Alfonso	Universal Gymnastics	Diff: 4.200	4.000	3.900	3.600	4.000	4.000	
				Exec: 8.900	9.300	8.800	8.800	8.900	9.200	
				ND: _____	_____	_____	-0.100	_____	_____	
				Final: 13.100	13.300	12.700	12.300	12.900	13.200	77.500
				Place: 13*	10T	17	15*	10	5*	10

2016 Men's JO Nationals

Meet Results







May 4-8, 2016

Rank	Num	Name	Gym							AA
11	8132	Khoi Young	Sportsplex Gym- MD	Diff: 4.500	5.100	3.700	3.800	3.800	2.800	
				Exec: 9.050	9.500	8.500	9.350	7.650	9.200	
				ND:						
				Final: 13.550	14.600	12.200	13.150	11.450	12.000	76.950
				Place: 2	1	22T	4	28*	21T	11
12T	8151	Dylan Yamaguchi	SCATS Gymnastics	Diff: 4.100	4.100	3.500	2.400	4.100	3.600	
				Exec: 9.200	8.550	8.950	9.550	9.500	9.300	
				ND:						
				Final: 13.300	12.650	12.450	11.950	13.600	12.900	76.850
				Place: 5	22	18T	21	3	7	12T
12T	8137	Matthew Krall	CA Sports Center-RS	Diff: 3.800	4.600	3.500	3.600	3.600	3.400	
				Exec: 8.950	8.450	9.350	9.200	9.150	9.250	
				ND:						
				Final: 12.750	13.050	12.850	12.800	12.750	12.650	76.850
				Place: 20*	14	15	5	11	10T	12T
14	8205	Benjamin Brown-Proctor	Daggett's Gymnastics	Diff: 4.200	4.400	3.700	3.000	3.600	3.200	
				Exec: 9.000	9.100	9.200	9.350	8.500	8.350	
				ND:						
				Final: 13.200	13.500	12.900	12.350	12.100	11.550	75.600
				Place: 7*	9	14	13*	22	27	14
15	8140	Riley Rose	Go For It USA	Diff: 4.300	4.000	3.600	3.000	3.500	3.500	
				Exec: 9.050	8.100	8.850	9.350	9.100	9.000	
				ND:						
				Final: 13.350	12.100	12.450	12.350	12.600	12.500	75.350
				Place: 3T	26T	18T	13*	13	12T	15
16	8154	Mark Berlaga	Stanford Boys Gym	Diff: 4.200	4.400	4.300	3.600	3.600	2.700	
				Exec: 9.000	8.100	9.500	8.800	8.900	8.300	
				ND:			-0.100			
				Final: 13.200	12.500	13.800	12.300	12.500	11.000	75.300
				Place: 7*	23	5	15*	15*	29T	16
17	8136	Maxwell Taniguchi-King	CA Sports Center-GO	Diff: 4.000	4.100	3.100	3.600	3.700	2.500	
				Exec: 8.900	9.000	8.900	8.500	9.450	9.450	
				ND:			-0.100			
				Final: 12.900	13.100	12.000	12.000	13.150	11.950	75.100
				Place: 17*	12T	26	20	6	23	17
18	8249	Erich Upton	Iron Cross Gym	Diff: 3.800	4.000	3.900	3.600	3.600	3.600	
				Exec: 9.050	8.400	9.300	7.950	8.850	9.100	
				ND:			-0.100			
				Final: 12.850	12.400	13.200	11.450	12.450	12.700	75.050
				Place: 19	24	9	27	19	8T	18
19	8146	Joseph Joey Pepe	North Valley Gym	Diff: 3.800	4.200	2.800	3.600	4.000	3.400	
				Exec: 8.950	8.750	8.550	9.100	8.500	8.700	
				ND:						
				Final: 12.750	12.950	11.350	12.700	12.500	12.100	74.350
				Place: 20*	16T	31	8	15T	20	19
20	8247	Charlie Miles	Houston Elite Gym	Diff: 3.700	3.800	3.900	3.000	3.900	2.900	
				Exec: 8.600	9.150	9.200	8.850	8.300	8.900	
				ND:						
				Final: 12.300	12.950	13.100	11.850	12.200	11.800	74.200
				Place: 27T	16T	10	23*	21	26	20

2016 Men's JO Nationals

Meet Results

May 4-8, 2016

Rank	Num	Name	Gym							AA
21	8267	Rithik Puri	Lakeshore Academy	Diff: 4.300	4.800	3.900	3.000	4.000	3.600	
				Exec: 7.000	8.500	8.850	8.800	8.000	8.800	
				ND:						
				Final: 11.300	13.300	12.750	11.800	12.000	12.400	73.550
				Place: 30	10T	16	25T	24	16T	21
22	8108	Carter Cochardo	Blaze Gymnastics	Diff: 3.800	4.300	3.900	3.600	3.400	3.000	
				Exec: 8.800	8.800	9.050	8.650	8.100	8.000	
				ND:						
				Final: 12.600	13.100	12.950	12.250	11.500	11.000	73.400
				Place: 24	12T	13	17	26T	29T	22
23	8271	William Howard	Chicago Park	Diff: 4.400	3.900	3.800	3.600	3.800	2.700	
				Exec: 8.150	8.200	8.400	8.800	8.250	9.200	
				ND:						
				Final: 12.550	12.100	12.200	12.400	12.050	11.900	73.200
				Place: 25	26T	22T	11*	23	24	23
24T	8196	Alex Vandendries	NEAG- Marlborough	Diff: 3.900	4.000	3.400	3.000	3.800	3.600	
				Exec: 8.500	8.850	8.800	8.900	7.650	8.850	
				ND:			-0.100			
				Final: 12.400	12.850	12.200	11.800	11.450	12.450	73.150
				Place: 26	18*	22T	25T	28*	14T	24T
24T	8126	Zachary Patrick	Gymstrada Gym	Diff: 3.300	4.000	3.400	3.000	3.500	3.000	
				Exec: 9.000	8.850	8.050	8.850	9.000	9.200	
				ND:						
				Final: 12.300	12.850	11.450	11.850	12.500	12.200	73.150
				Place: 27T	18*	30	23*	15T	19	24T
26	8204	Sergey Popov	Levon's Gymnastics	Diff: 3.800	3.800	3.300	3.000	3.400	2.800	
				Exec: 8.950	8.950	9.000	9.200	8.200	8.350	
				ND:						
				Final: 12.750	12.750	12.300	12.200	11.600	11.150	72.750
				Place: 20*	21	21	18	25	28	26
27	8159	Sean Shimizu	West Coast Olympic	Diff: 4.000	3.900	3.200	2.800	3.300	2.300	
				Exec: 8.900	9.100	8.950	8.600	8.950	8.500	
				ND:						
				Final: 12.900	13.000	12.150	11.400	12.250	10.800	72.500
				Place: 17*	15	25	28T	20	31	27
28	8117	Matthew Burgoyne	Montco Gym	Diff: 3.700	2.700	2.800	2.000	3.600	2.600	
				Exec: 8.950	9.250	8.900	9.400	7.900	9.400	
				ND:						
				Final: 12.650	11.950	11.700	11.400	11.500	12.000	71.200
				Place: 23	29	29	28T	26T	21T	28
29	8256	Coby DeNure	WOGA Frisco	Diff: 3.900	4.100	3.500	3.600	3.400	3.400	
				Exec: 7.300	8.700	8.250	8.300	7.550	8.450	
				ND:						
				Final: 11.200	12.800	11.750	11.900	10.950	11.850	70.450
				Place: 31T	20	28	22	30	25	29
30	8265	Tegshmurun Jamiyankhuu	Lakeshore Academy	Diff: 4.400	4.300	3.400	3.200	3.500	3.500	
				Exec: 8.700	7.750	9.000	7.300	6.150	8.900	
				ND:						
				Final: 13.100	12.050	12.400	10.500	9.650	12.400	70.100
				Place: 13T	28	20	31	31	16T	30

2016 Men's JO Nationals

Meet Results







May 4-8, 2016

Page: 4

Printed: 5/6/2016 9:49 PM

Men / 8 / 12 yrs

Session: 6-8

Rank	Num	Name	Gym							AA
31	8234	Luis Rodriguez	Universal Gymnastics	Diff: 3.800	3.000	4.000	3.600	3.600	2.500	
				Exec: 7.400	9.350	7.900	7.850	8.900	5.700	
				ND: _____	_____	_____	-0.300	_____	_____	
				Final: 11.200	12.350	11.900	11.150	12.500	8.200	67.300
				Place: 31T	25	27	30	15*	32	31
32	8255	Dallas Hale	WOGA Frisco	Diff: 4.100	0.000	0.000	0.000	0.000	4.000	
				Exec: 7.500	0.000	0.000	0.000	0.000	8.700	
				ND: _____	_____	_____	_____	_____	_____	
				Final: 11.600	0.000	0.000	0.000	0.000	12.700	24.300
				Place: 29	32	32	32	32	8T	32