

2016 Men's JO Nationals

Meet Results

May 4-8, 2016







Page: 1

Printed: 5/6/2016 5:31 PM

Men / 9 / 14 yrs

Session: 5-9

Judge's Signatures

Rank	Num	Name	Gym							AA
1	9122	Kazuki Hayashi	Capital Gym NTC-VA	Diff: 5.100	3.900	4.400	4.400	4.500	4.300	
				Exec: 8.900	8.650	7.500	9.100	9.000	8.700	
				ND: _____	_____	_____	_____	_____	_____	
				Final: 14.000	12.550	11.900	13.500	13.500	13.000	78.450
				Place: 3	14*	27T	7*	4T	4	1
2	9179	Giovanni Gambatese	Salto Gymnastics	Diff: 4.200	3.800	3.800	3.600	4.100	4.000	
				Exec: 8.950	8.600	9.300	9.300	9.400	9.300	
				ND: _____	_____	_____	_____	_____	_____	
				Final: 13.150	12.400	13.100	12.900	13.500	13.300	78.350
				Place: 26	23	3	17*	4T	2	2
3	9232	Wyatt Coon	High Point Gym Acad	Diff: 4.500	4.100	3.600	3.600	4.000	3.400	
				Exec: 8.600	9.200	9.150	9.650	9.200	9.250	
				ND: _____	_____	_____	_____	_____	_____	
				Final: 13.100	13.300	12.750	13.250	13.200	12.650	78.250
				Place: 27T	3	8	12T	14	6	3
4	9203	Jakob Murray	Granite State Gym	Diff: 4.900	4.300	4.000	4.400	4.300	4.200	
				Exec: 7.750	8.250	8.400	9.450	9.050	9.000	
				ND: _____	_____	_____	_____	_____	_____	
				Final: 12.650	12.550	12.400	13.850	13.350	13.200	78.000
				Place: 38T	14T	13T	3	9T	3	4
5	9208	Aidan Cuy	Aim High Academy	Diff: 4.500	3.900	3.900	4.400	4.100	3.700	
				Exec: 9.300	8.900	8.900	9.000	9.450	7.950	
				ND: _____	_____	_____	-0.100	_____	_____	
				Final: 13.800	12.800	12.800	13.300	13.550	11.650	77.900
				Place: 6*	7	6T	10T	3	32	5
6	9322	Kevin Connors	Buffalo Grove Gym	Diff: 4.400	3.900	4.500	3.600	4.300	3.400	
				Exec: 9.100	8.750	8.100	9.300	9.200	9.100	
				ND: _____	_____	_____	_____	_____	_____	
				Final: 13.500	12.650	12.600	12.900	13.500	12.500	77.650
				Place: 16T	10T	10T	17*	4*	10*	6
7	9209	Aidan Giusti	Aim High Academy	Diff: 4.400	3.900	3.200	4.400	3.900	3.900	
				Exec: 9.350	8.650	8.400	8.900	9.700	8.650	
				ND: _____	_____	_____	_____	_____	_____	
				Final: 13.750	12.550	11.600	13.300	13.600	12.550	77.350
				Place: 9*	14*	34T	10T	2	8T	7
8	9144	Malcolm-Allen Baytop	Gymnastics Olympica	Diff: 4.700	4.600	4.300	3.600	4.100	3.300	
				Exec: 9.000	8.400	9.100	9.050	8.450	8.950	
				ND: _____	_____	_____	-0.300	_____	_____	
				Final: 13.700	13.000	13.400	12.350	12.550	12.250	77.250
				Place: 12T	4T	1	36T	30T	14T	8
9T	9142	Noah Sano	Gymnastics Olympica	Diff: 4.900	4.200	4.400	3.000	4.300	3.200	
				Exec: 9.200	9.300	8.800	9.100	8.950	7.650	
				ND: _____	_____	_____	-0.300	_____	_____	
				Final: 14.100	13.500	13.200	11.800	13.250	10.850	76.700
				Place: 2	2	2	43	11T	45T	9T
9T	9143	Samuel Miller	Gymnastics Olympica	Diff: 4.200	4.200	4.300	3.000	4.300	4.200	
				Exec: 8.450	8.800	8.600	8.250	9.200	9.200	
				ND: _____	_____	_____	_____	_____	_____	
				Final: 12.650	13.000	12.900	11.250	13.500	13.400	76.700
				Place: 38T	4T	5	48	4*	1	9T

2016 Men's JO Nationals

Meet Results







May 4-8, 2016

Page: 2

Printed: 5/6/2016 5:31 PM

Men / 9 / 14 yrs







Session: 5-9

Rank	Num	Name	Gym							AA
11	9119	Erik Engelke	Above The Bar Gym-VA	Diff: 4.500	4.900	4.000	3.000	4.000	2.300	
				Exec: 9.050	8.900	7.700	9.350	9.250	9.500	
				ND:						
				Final: 13.550	13.800	11.700	12.350	13.250	11.800	76.450
				Place: 15	1	33	36T	11T	24T	11
12	9177	Cole Janz	M & M Gymnastics	Diff: 4.300	3.900	4.600	3.600	3.900	3.400	
				Exec: 8.450	8.300	8.350	9.100	9.350	9.100	
				ND:						
				Final: 12.750	12.200	12.950	12.700	13.250	12.500	76.350
				Place: 36*	29	4	25*	11T	10*	12
13	9105	Dylan Kolak	US Gym- Mahwah	Diff: 4.800	3.800	3.900	4.400	3.500	3.400	
				Exec: 8.600	8.700	8.500	9.250	8.250	9.150	
				ND:						
				Final: 13.400	12.500	12.400	13.650	11.750	12.550	76.250
				Place: 21	20T	13T	5	44T	8T	13
14	9191	Connor Thomas	5280 Gym North	Diff: 4.400	4.000	3.800	3.600	3.900	3.800	
				Exec: 9.350	8.650	8.650	9.200	8.650	7.900	
				ND:						
				Final: 13.750	12.650	12.450	12.800	12.550	11.700	75.900
				Place: 9*	10T	12	20*	30T	31	14
15	9151	Jonah Kraenzel	Gym World Central	Diff: 4.600	3.700	4.300	4.400	3.800	3.100	
				Exec: 8.700	8.250	8.000	9.100	9.000	8.700	
				ND:						
				Final: 13.300	11.950	12.300	13.500	12.800	11.800	75.650
				Place: 23	35	17*	7*	21*	24T	15
16	9153	Dimitri Gordillo Castallanos	International Gym-CA	Diff: 4.500	4.100	4.200	3.600	4.300	3.400	
				Exec: 8.700	8.350	8.100	9.100	8.700	8.450	
				ND:						
				Final: 13.200	12.450	12.300	12.700	13.000	11.850	75.500
				Place: 25	22	17T	25*	17	21T	16
17	9220	Metody Chervenkov	GGA-Suwanee	Diff: 4.600	3.700	2.700	3.600	3.800	3.100	
				Exec: 8.900	8.550	9.450	9.200	8.750	9.100	
				ND:						
				Final: 13.500	12.250	12.150	12.800	12.550	12.200	75.450
				Place: 16*	28	22T	20*	30T	16	17
18T	9292	Connor McCool	St. Louis Gym Centre	Diff: 5.300	3.100	2.500	4.400	3.800	3.200	
				Exec: 9.000	8.700	8.800	9.200	8.650	8.600	
				ND:						
				Final: 14.300	11.800	11.300	13.600	12.450	11.800	75.250
				Place: 1	38T	41	6	36	24T	18T
18T	9303	Connor Vanloo	Mid-Michigan	Diff: 4.600	4.100	3.500	4.600	3.500	3.200	
				Exec: 8.750	7.350	8.050	9.650	9.050	9.200	
				ND:			-0.300			
				Final: 13.350	11.450	11.550	13.950	12.550	12.400	75.250
				Place: 22	45	36	1T	30*	12	18T
20	9180	Alec Wright	Salto Gymnastics	Diff: 4.200	3.700	3.700	3.800	3.500	3.000	
				Exec: 8.800	8.450	8.700	9.300	9.050	9.000	
				ND:						
				Final: 13.000	12.150	12.400	13.100	12.550	12.000	75.200
				Place: 29T	30T	13T	15	30*	17*	20

2016 Men's JO Nationals

Meet Results







May 4-8, 2016

Rank	Num	Name	Gym							AA
21	9172	Ashton O'Connor	Danik Gymnastics	Diff: 4.100	4.000	3.500	3.000	3.800	3.600	
				Exec: 8.450	8.550	9.150	9.250	8.950	8.650	
				ND: _____	_____	_____	_____	_____	_____	
				Final: 12.550	12.550	12.650	12.250	12.750	12.250	75.000
				Place: 40	14T	9	38T	25T	14T	21
22	9120	Jalen Peterson	Apollo Gym- VA	Diff: 4.800	4.100	4.100	4.400	3.300	2.700	
				Exec: 9.050	7.800	8.250	9.450	8.450	8.650	
				ND: _____	_____	_____	-0.100	_____	_____	
				Final: 13.850	11.900	12.350	13.750	11.750	11.350	74.950
				Place: 5	36T	16	4	44T	38T	22
23T	9302	Austin Jones	St. Charles Gym	Diff: 4.400	3.800	2.700	4.400	3.200	3.200	
				Exec: 8.850	8.300	8.650	9.550	8.500	9.150	
				ND: _____	_____	_____	_____	_____	_____	
				Final: 13.250	12.100	11.350	13.950	11.700	12.350	74.700
				Place: 24	33	40	1T	46T	13	23T
23T	9290	Adam Elahmadi	Ridgewood Gymnastics	Diff: 4.400	3.900	2.700	3.800	3.900	2.700	
				Exec: 9.350	7.900	8.900	9.200	8.900	9.050	
				ND: _____	_____	_____	_____	_____	_____	
				Final: 13.750	11.800	11.600	13.000	12.800	11.750	74.700
				Place: 9*	38*	34T	16	21*	29T	23T
25	9289	Noah Newkirk	Keller Gym Center	Diff: 4.500	3.800	3.500	3.600	4.000	3.600	
				Exec: 9.300	8.550	8.650	9.150	7.950	8.150	
				ND: _____	_____	_____	-0.100	_____	_____	
				Final: 13.800	12.350	12.150	12.650	11.950	11.750	74.650
				Place: 6*	24*	22T	28T	43	29T	25
26	9321	Aaron Zurcher	Buffalo Grove Gym	Diff: 4.300	3.900	2.500	2.600	4.200	2.400	
				Exec: 9.300	7.900	9.600	9.600	9.250	9.000	
				ND: _____	_____	_____	_____	_____	_____	
				Final: 13.600	11.800	12.100	12.200	13.450	11.400	74.550
				Place: 14	38*	24	40T	8	36T	26
27T	9237	Matthew Whitson	Newnan Gymnastics	Diff: 4.400	3.200	3.000	3.600	3.400	2.500	
				Exec: 9.300	8.800	8.850	9.050	9.450	8.900	
				ND: _____	_____	_____	_____	_____	_____	
				Final: 13.700	12.000	11.850	12.650	12.850	11.400	74.450
				Place: 12T	34	29T	28T	19T	36T	27T
27T	9306	Donnevan Banks	Acros Gymnastics	Diff: 4.500	4.300	4.300	4.000	4.300	3.500	
				Exec: 7.600	7.400	8.000	9.450	8.850	8.350	
				ND: _____	_____	_____	-0.100	_____	_____	
				Final: 12.100	11.700	12.300	13.350	13.150	11.850	74.450
				Place: 45	43	17*	9	15T	21T	27T
29	9297	Brandon Robinson	Premier Gym West	Diff: 3.800	4.500	4.300	3.600	3.800	3.200	
				Exec: 7.750	8.500	8.300	8.850	9.050	8.650	
				ND: _____	_____	_____	_____	_____	_____	
				Final: 11.550	13.000	12.600	12.450	12.850	11.850	74.300
				Place: 47	4T	10T	34	19T	21T	29
30	9207	Dominic Ramalho	Gymnastics Village	Diff: 4.600	3.700	4.300	3.600	3.900	3.000	
				Exec: 7.250	8.650	7.600	9.600	8.900	9.000	
				ND: _____	_____	_____	_____	_____	_____	
				Final: 11.850	12.350	11.900	13.200	12.800	12.000	74.100
				Place: 46	24T	27T	14	21*	17*	30

2016 Men's JO Nationals

Meet Results







May 4-8, 2016

Rank	Num	Name	Gym							AA
31	9277	Griffin Shaw	Sterling Gymnastics	Diff: 4.600	3.800	3.500	4.000	3.800	3.600	
				Exec: 8.900	8.550	7.500	9.350	8.700	7.850	
				ND: _____	_____	_____	-0.100	_____	_____	
				Final: 13.500	12.350	11.000	13.250	12.500	11.450	74.050
				Place: 16*	24*	44	12T	35	34T	31
32	9124	Tyrus Woodard	Gymstrada Gym	Diff: 4.000	3.800	3.100	2.800	3.900	3.100	
				Exec: 9.450	7.800	8.950	9.250	9.050	8.800	
				ND: _____	_____	_____	_____	_____	_____	
				Final: 13.450	11.600	12.050	12.050	12.950	11.900	74.000
				Place: 19T	44	25	42	18	19T	32
33	9181	Zachary Irene	Salto Gymnastics	Diff: 4.700	4.200	3.700	3.600	4.100	3.700	
				Exec: 9.100	8.350	9.100	8.950	8.300	6.150	
				ND: _____	_____	_____	_____	_____	_____	
				Final: 13.800	12.550	12.800	12.550	12.400	9.850	73.950
				Place: 6T	14T	6T	31	37T	48	33
34T	9283	Cole Schreiber	Premier Gym West	Diff: 4.100	3.900	2.500	3.600	4.000	3.500	
				Exec: 8.400	8.450	9.350	9.300	9.350	7.350	
				ND: _____	_____	_____	-0.100	_____	_____	
				Final: 12.500	12.350	11.850	12.800	13.350	10.850	73.700
				Place: 41	24T	29T	20T	9T	45T	34T
34T	9165	Tyler Cerezo	Technique Gym	Diff: 4.100	4.100	2.800	2.800	4.000	2.200	
				Exec: 8.850	8.550	9.050	8.900	9.150	9.300	
				ND: _____	_____	_____	-0.100	_____	_____	
				Final: 12.950	12.650	11.850	11.600	13.150	11.500	73.700
				Place: 31T	10T	29T	44*	15T	33	34T
36	9123	Joshua Studeman	Capital Gym NTC-VA	Diff: 4.700	4.400	4.100	3.600	4.100	4.500	
				Exec: 8.300	7.750	7.650	7.900	8.550	8.100	
				ND: _____	_____	_____	_____	_____	_____	
				Final: 13.000	12.150	11.750	11.500	12.650	12.600	73.650
				Place: 29T	30T	32	46	27T	7	36
37	9238	Kalvin Kingshill	Interactive Acad	Diff: 4.300	3.800	3.300	2.800	3.600	3.900	
				Exec: 8.450	8.750	8.150	8.900	8.800	8.900	
				ND: _____	_____	_____	-0.100	_____	_____	
				Final: 12.750	12.550	11.450	11.600	12.400	12.800	73.550
				Place: 36*	14T	37T	44*	37T	5	37
38	9244	Josh Petramale	Roswell Gymnastics	Diff: 4.400	3.700	3.300	3.600	3.900	2.900	
				Exec: 9.050	8.950	7.300	9.250	8.750	8.050	
				ND: _____	_____	_____	_____	_____	_____	
				Final: 13.450	12.650	10.600	12.850	12.650	10.950	73.150
				Place: 19T	10T	48	19	27T	43T	38
39T	9107	Matthew Schuchman	Eastern Gym Center	Diff: 4.700	3.400	2.800	3.600	4.200	2.800	
				Exec: 9.200	8.400	7.950	8.800	8.150	9.000	
				ND: _____	_____	_____	_____	_____	_____	
				Final: 13.900	11.800	10.750	12.400	12.350	11.800	73.000
				Place: 4	38T	47	35	40	24*	39T
39T	9239	Nathan Berry	Interactive Acad	Diff: 4.600	4.400	4.000	3.000	3.800	3.400	
				Exec: 8.250	8.350	7.400	8.300	9.000	8.500	
				ND: _____	_____	_____	_____	_____	_____	
				Final: 12.850	12.750	11.400	11.300	12.800	11.900	73.000
				Place: 33T	8T	39	47	21*	19T	39T

2016 Men's JO Nationals

Meet Results

May 4-8, 2016

Rank	Num	Name	Gym							AA
41	9262	Jordan Berezowitz	Legacy- KY	Diff: 4.500	4.600	3.300	3.600	3.800	3.700	
				Exec: 8.350	8.150	7.550	9.200	8.600	7.450	
				ND: _____	_____	_____	_____	_____	_____	
				Final: 12.850	12.750	10.850	12.800	12.400	11.150	72.800
				Place: 33T	8T	45T	20*	37T	41	41
42	9118	Cole Maher	Upper Merion Gym	Diff: 4.600	4.300	4.200	3.600	3.800	3.100	
				Exec: 7.650	8.200	7.800	8.900	8.300	8.250	
				ND: _____	_____	_____	_____	_____	_____	
				Final: 12.250	12.500	12.000	12.500	12.100	11.350	72.700
				Place: 44	20T	26	32T	42	38T	42
43	9157	Joshua Montes	SCATS Gymnastics	Diff: 4.000	3.900	3.600	3.600	3.800	2.800	
				Exec: 7.450	8.250	8.650	9.200	8.400	9.000	
				ND: _____	_____	_____	-0.100	_____	_____	
				Final: 11.450	12.150	12.250	12.700	12.200	11.800	72.550
				Place: 48	30T	20T	25T	41	24*	43
44	9293	Zachary Nelson	Victory Gym -OK	Diff: 4.200	4.100	2.600	2.800	4.200	2.600	
				Exec: 8.200	7.700	8.550	9.450	9.500	8.600	
				ND: _____	_____	_____	_____	_____	_____	
				Final: 12.400	11.800	11.150	12.250	13.700	11.200	72.500
				Place: 42	38T	43	38T	1	40	44
45	9225	Ethan Deibert	Gymnastics USA	Diff: 4.200	3.800	3.900	3.000	3.700	2.900	
				Exec: 8.750	7.600	7.300	9.300	9.050	8.550	
				ND: _____	_____	_____	-0.100	_____	_____	
				Final: 12.950	11.400	11.200	12.200	12.750	11.450	71.950
				Place: 31T	46	42	40T	25T	34T	45
46	9254	Christian Bartolini	Powerhouse TNT Gym	Diff: 4.200	3.900	4.100	3.600	3.800	2.800	
				Exec: 8.900	6.600	8.150	9.100	8.850	7.300	
				ND: _____	_____	_____	-0.100	_____	_____	
				Final: 13.100	10.500	12.250	12.600	12.650	10.100	71.200
				Place: 27T	48	20T	30	27T	47	46
47	9110	Joshua Reinstein	Stumpf's Gymnastics	Diff: 4.400	4.000	4.000	3.600	3.600	3.300	
				Exec: 8.450	7.900	6.850	9.150	6.900	7.800	
				ND: _____	_____	_____	_____	_____	_____	
				Final: 12.850	11.900	10.850	12.750	10.500	11.100	69.950
				Place: 33T	36T	45T	24	48	42	47
48	9101	Rohan Kansagra	Indigo Gym Center	Diff: 4.100	3.000	3.900	4.400	3.300	3.300	
				Exec: 8.200	7.750	7.550	8.400	8.400	7.650	
				ND: _____	_____	_____	-0.300	_____	_____	
				Final: 12.300	10.750	11.450	12.500	11.700	10.950	69.650
				Place: 43	47	37T	32T	46T	43T	48