

2016 Men's JO Nationals

Meet Results







May 4-8, 2016

Page: 1
Printed: 5/6/2016 12:30 PM

Men / 9 / 13 yrs

Session: 4-9







Judge's Signatures

Rank	Num	Name	Gym							AA
1	9175	Juanito Kresl	Oregon Gym Acad	Diff: 4.800	3.200	2.400	3.600	3.600	3.800	
				Exec: 9.200	9.200	9.800	9.450	9.100	9.200	
				ND: _____	_____	_____	-0.100	_____	_____	
				Final: 14.000	12.400	12.200	12.950	12.700	13.000	77.250
				Place: 2	8T	10T	3*	11	1	1
2	9210	Matthew Travaglini	Gymnastics And More	Diff: 5.000	3.200	3.300	3.600	4.100	3.300	
				Exec: 9.400	6.900	9.150	9.450	9.650	9.300	
				ND: _____	_____	_____	-0.100	_____	_____	
				Final: 14.400	10.100	12.450	12.950	13.750	12.600	76.250
				Place: 1	26T	3T	3*	1T	4	2
3	9109	Camron Sallade	RGA	Diff: 4.500	4.700	3.300	3.600	3.000	3.300	
				Exec: 8.600	9.100	8.900	9.100	8.800	9.050	
				ND: _____	_____	_____	_____	_____	_____	
				Final: 13.100	13.800	12.200	12.700	11.800	12.350	75.950
				Place: 14T	1	10T	12*	24T	7T	3
4T	9117	Andrew Overman	KMC Gymnastics	Diff: 4.400	4.000	3.400	3.600	4.200	3.000	
				Exec: 9.300	8.600	9.000	9.150	9.400	7.900	
				ND: _____	_____	_____	-0.100	_____	_____	
				Final: 13.700	12.600	12.400	12.650	13.600	10.900	75.850
				Place: 3	3T	5T	14T	3	23T	4T
4T	9103	Taiga Yamanaka	E Nat Acad- Paramus	Diff: 4.200	3.600	3.200	3.000	4.100	3.600	
				Exec: 8.850	8.650	9.200	9.150	8.950	9.350	
				ND: _____	_____	_____	_____	_____	_____	
				Final: 13.050	12.250	12.400	12.150	13.050	12.950	75.850
				Place: 16	12	5T	21	7	2	4T
6T	9112	Connor Gallagher	World Cup Gymnastics	Diff: 3.900	3.700	3.200	2.800	4.000	3.000	
				Exec: 9.750	8.950	8.750	9.200	8.950	8.750	
				ND: _____	_____	_____	-0.100	_____	_____	
				Final: 13.650	12.650	11.950	11.900	12.950	11.750	74.850
				Place: 4	2	16	24	8	15	6T
6T	9240	Zachary English	Palmetto Gymnastics	Diff: 4.400	4.100	4.200	3.600	3.600	3.800	
				Exec: 8.350	7.750	8.000	9.300	9.150	8.600	
				ND: _____	_____	_____	_____	_____	_____	
				Final: 12.750	11.850	12.200	12.900	12.750	12.400	74.850
				Place: 22T	18	10T	5*	10	5T	6T
8	9182	Ryan McMaster	Cahoy's Gym- NE	Diff: 4.100	3.800	3.500	2.800	4.500	3.200	
				Exec: 9.000	8.800	8.700	8.400	9.250	8.750	
				ND: _____	_____	_____	_____	_____	_____	
				Final: 13.100	12.600	12.200	11.200	13.750	11.950	74.800
				Place: 14T	3T	10T	28T	1T	10T	8
9	9202	Dylan Hale	New Hampshire Acad	Diff: 4.100	4.000	4.000	3.000	3.900	3.000	
				Exec: 8.650	8.450	8.400	9.400	8.900	8.900	
				ND: _____	_____	_____	_____	_____	_____	
				Final: 12.750	12.450	12.400	12.400	12.800	11.900	74.700
				Place: 22T	7	5T	17T	9	13	9
10	9167	Gabriel Parker	Vitaly Scherbo Gym	Diff: 4.600	3.400	3.500	3.600	4.100	2.200	
				Exec: 8.350	8.600	8.650	9.150	9.200	9.200	
				ND: _____	_____	_____	_____	_____	_____	
				Final: 12.950	12.000	12.150	12.750	13.300	11.400	74.550
				Place: 17T	16T	14	11	5	19T	10

2016 Men's JO Nationals

Meet Results

May 4-8, 2016

Rank	Num	Name	Gym							AA
11	9126	Donovan Hewitt	Fairland Gymnastics	Diff: 4.300	3.700	4.200	3.600	4.100	3.200	
				Exec: 8.600	7.500	8.050	8.900	9.100	9.200	
				ND: _____	_____	_____	-0.100	_____	_____	
				Final: 12.900	11.200	12.250	12.400	13.200	12.400	74.350
				Place: 19T	22	9	17T	6	5T	11
12	9253	Ray Bridges 3rd	World Xtreme	Diff: 4.800	3.800	3.600	4.400	4.400	3.400	
				Exec: 7.950	8.000	7.600	9.500	9.000	7.600	
				ND: _____	_____	_____	_____	_____	_____	
				Final: 12.750	11.800	11.200	13.900	13.400	11.000	74.050
				Place: 22T	19	24	1	4	21T	12
13	9260	Kaeson Middleton	Bart Conner Gym Acad	Diff: 4.300	4.000	3.200	3.600	3.800	3.200	
				Exec: 8.250	8.550	8.700	9.300	8.500	8.400	
				ND: _____	_____	_____	_____	_____	_____	
				Final: 12.550	12.550	11.900	12.900	12.300	11.600	73.800
				Place: 27	5T	17T	5*	20	17	13
14	9160	Will Quinn	SCEGA Gymnastics	Diff: 4.500	4.000	4.000	3.600	3.700	2.600	
				Exec: 8.650	7.550	8.500	9.050	8.550	8.850	
				ND: _____	_____	_____	_____	_____	_____	
				Final: 13.150	11.550	12.500	12.650	12.250	11.450	73.550
				Place: 10*	20	2	14T	21	18	14
15	9307	Beau Herion	Premier Gym Academy	Diff: 4.400	3.900	4.200	3.600	4.000	3.500	
				Exec: 8.750	6.200	8.450	9.200	8.450	8.750	
				ND: _____	_____	_____	_____	_____	_____	
				Final: 13.150	10.100	12.650	12.800	12.450	12.250	73.400
				Place: 10T	26T	1	7*	16	9	15
16T	9129	Ian Dinmore	Paragon Gym	Diff: 3.700	3.500	3.100	3.600	3.600	3.100	
				Exec: 9.100	8.550	8.150	9.200	9.050	8.600	
				ND: _____	_____	_____	_____	_____	_____	
				Final: 12.800	12.050	11.250	12.800	12.650	11.700	73.250
				Place: 21	15	23	7*	12T	16	16T
16T	9161	Ben Guerrieri	SCEGA Gymnastics	Diff: 4.300	4.000	3.900	3.600	4.000	2.500	
				Exec: 8.850	7.400	8.000	9.100	8.150	9.450	
				ND: _____	_____	_____	_____	_____	_____	
				Final: 13.150	11.400	11.900	12.700	12.150	11.950	73.250
				Place: 10T	21	17T	12*	22	10T	16T
18	9156	Grant Draper	Liberty Gymnastics	Diff: 4.200	3.700	4.100	4.400	3.900	2.700	
				Exec: 9.350	8.850	7.050	8.300	8.500	8.200	
				ND: _____	_____	_____	-0.300	_____	_____	
				Final: 13.550	12.550	11.150	12.400	12.400	10.900	72.950
				Place: 5	5T	25	17T	17T	23T	18
19	9132	David Rauchwerger	American Gym Club CA	Diff: 4.400	3.800	2.800	3.600	3.600	2.600	
				Exec: 8.900	7.200	9.000	9.200	8.150	9.350	
				ND: _____	_____	_____	_____	_____	_____	
				Final: 13.300	11.000	11.800	12.800	11.750	11.950	72.600
				Place: 7T	24	19T	7*	26	10T	19
20	9130	Zyler Powers	Paragon Gym	Diff: 4.500	3.700	4.200	3.600	3.600	3.300	
				Exec: 8.650	7.400	7.600	9.200	8.200	8.500	
				ND: _____	_____	_____	_____	_____	_____	
				Final: 13.150	11.100	11.800	12.800	11.800	11.800	72.450
				Place: 10*	23	19T	7*	24T	14	20

2016 Men's JO Nationals

Meet Results







May 4-8, 2016

Page: 3

Printed: 5/6/2016 12:30 PM

Men / 9 / 13 yrs

Session: 4-9

Rank	Num	Name	Gym							AA
21	9255	Michael Shultz	AcroTex Cedar Park	Diff: 4.400	4.000	3.100	2.800	3.800	3.800	
				Exec: 8.800	8.400	7.950	9.400	8.850	7.000	
				ND: _____	_____	_____	-0.100	_____	_____	
				Final: 13.200	12.400	11.050	12.100	12.650	10.800	72.200
				Place: 9	8T	26	22	12T	26	21
22	9221	Braden Hester	Gym Acad Of Atlanta	Diff: 4.200	3.900	3.300	3.200	3.700	3.400	
				Exec: 8.700	8.450	6.850	9.450	7.900	8.950	
				ND: _____	_____	_____	_____	_____	_____	
				Final: 12.900	12.350	10.150	12.650	11.600	12.350	72.000
				Place: 19T	11	29	14T	27	7T	22
23	9278	Crew DeVoe	DeVau's School	Diff: 4.100	3.800	2.600	3.000	3.800	2.500	
				Exec: 8.850	8.600	8.700	8.200	8.600	8.900	
				ND: _____	_____	_____	_____	_____	_____	
				Final: 12.950	12.400	11.300	11.200	12.400	11.400	71.650
				Place: 17T	8T	22	28T	17T	19T	23
24	9183	Dane Cramer	Nebraska Gymnastics	Diff: 4.700	3.200	3.400	3.000	3.800	3.700	
				Exec: 8.600	8.800	8.300	9.050	8.800	6.500	
				ND: _____	_____	_____	-0.300	_____	_____	
				Final: 13.300	12.000	11.700	11.750	12.600	10.200	71.550
				Place: 7T	16T	21	25	14T	28T	24
25	9113	Ettore Panzanaro	World Cup Gymnastics	Diff: 3.700	3.700	4.100	3.000	3.200	3.000	
				Exec: 9.050	8.500	8.200	9.300	7.100	8.000	
				ND: _____	_____	_____	_____	_____	_____	
				Final: 12.750	12.200	12.300	12.300	10.300	11.000	70.850
				Place: 22T	13	8	20	29	21T	25
26	9176	Dejaquan Mast-Hochstedler	Infinite Gymnastics	Diff: 4.400	3.300	2.600	4.400	3.700	3.900	
				Exec: 8.200	6.700	8.200	8.800	7.500	8.850	
				ND: _____	_____	_____	_____	_____	_____	
				Final: 12.600	10.000	10.800	13.200	11.200	12.750	70.550
				Place: 26	28	27	2	28	3	26
27T	9305	Drew Kessler	Queen City Gym	Diff: 4.300	3.100	4.200	3.000	3.100	2.800	
				Exec: 9.100	6.600	8.250	8.300	8.850	7.500	
				ND: _____	_____	_____	_____	_____	_____	
				Final: 13.400	9.700	12.450	11.300	11.950	10.300	69.100
				Place: 6	29	3T	27	23	27	27T
27T	9100	Matthew Wrigley	Champions United- NJ	Diff: 3.900	3.700	3.900	2.800	4.100	2.900	
				Exec: 7.650	8.400	6.650	8.700	8.500	8.000	
				ND: _____	_____	_____	-0.100	_____	_____	
				Final: 11.550	12.100	10.550	11.400	12.600	10.900	69.100
				Place: 29	14	28	26	14T	23T	27T
29	9184	Alan Morgan	Nebraska Gymnastics	Diff: 4.400	3.200	3.300	3.200	3.600	2.800	
				Exec: 7.600	7.150	8.700	8.850	8.800	7.400	
				ND: _____	_____	_____	_____	_____	_____	
				Final: 12.000	10.350	12.000	12.050	12.400	10.200	69.000
				Place: 28	25	15	23	17T	28T	29
30	9248	Juan Gomez	Trousdell Gym CTR	Diff: 0.000	0.000	0.000	0.000	0.000	0.000	
				Exec: 0.000	0.000	0.000	0.000	0.000	0.000	
				ND: _____	_____	_____	_____	_____	_____	
				Final: 0.000	0.000	0.000	0.000	0.000	0.000	0.000
				Place: 30	30	30	30	30	30	30