

2016 Men's JO Nationals

Meet Results

May 4-8, 2016







Page: 1

Printed: 5/6/2016 5:32 PM

Men / 9 / 13 yrs

Session: 4-9,5-9

Judge's Signatures

Rank	Num	Name	Gym							AA
1	9104	Cannon Johnson	US Gym- Mahwah	13.500 10T	13.200 4T	13.300 1	12.550 33	13.750 2*	13.050 2T	79.350 1
2	9276	Max Enis	Sterling Gymnastics	13.300 17T	12.550 14*	12.550 6T	13.000 7T	13.850 1	13.300 1	78.550 2
3	9189	John Spurlock	5280 Gym North	13.300 17*	13.350 3	12.300 18T	13.100 6	12.800 26*	13.050 2T	77.900 3
4	9175	Juanito Kresl	Oregon Gym Acad	14.000 2	12.400 21T	12.200 28T	12.950 9*	12.700 32	13.000 4	77.250 4
5	9311	Thomas Ramos	Premier Gym West	13.500 10T	12.800 9	12.250 22*	12.450 36T	13.500 9T	12.650 11	77.150 5
6T	9111	Logan McGlynn	World Class Gym-NY	13.850 3	12.000 37T	12.400 13T	14.000 1	12.750 28T	11.600 42*	76.600 6T
6T	9171	Wesley Knudson	Danik Gymnastics	12.750 43*	12.550 14T	12.800 2T	12.650 27*	13.150 15	12.700 8T	76.600 6T
8	9210	Matthew Travaglini	Gymnastics And More	14.400 1	10.100 60T	12.450 11T	12.950 9*	13.750 2T	12.600 12	76.250 8
9	9312	Andrew Kasper	Premier Gym West	13.800 4	13.050 7	11.750 44	13.000 7T	13.500 9T	11.000 53T	76.100 9
10	9109	Camron Sallade	RGA	13.100 30T	13.800 1T	12.200 28T	12.700 24*	11.800 56T	12.350 17T	75.950 10
11	9190	Mark Detrick	5280 Gym North	13.350 15T	12.050 34T	12.300 18*	12.850 15T	12.600 36T	12.750 6T	75.900 11
12T	9117	Andrew Overman	KMC Gymnastics	13.700 5	12.600 12T	12.400 13T	12.650 27T	13.600 6*	10.900 56T	75.850 12T
12T	9103	Taiga Yamanaka	E Nat Acad- Paramus	13.050 34	12.250 28	12.400 13T	12.150 45T	13.050 18T	12.950 5	75.850 12T
14	9243	Kofi Reeves-Miller	Roswell Gymnastics	13.550 8T	11.150 53*	11.950 37T	12.800 17*	13.700 5	12.450 14	75.600 14
15	9319	Tyler Selvaggi	Buffalo Grove Gym	13.300 17T	13.000 8	11.650 46*	12.000 51	12.900 22T	12.700 8T	75.550 15
16T	9218	Michael Kelly	Foothills Gym	13.600 7	12.450 18T	12.250 22T	12.850 15T	12.300 46T	11.900 33*	75.350 16T
16T	9291	Colin Milson	Ridgewood Gymnastics	13.200 23*	12.300 26*	12.000 35T	12.600 32	13.100 16T	12.150 25	75.350 16T
18	9261	Keaton Lewis	Interactive Acad	12.550 51T	12.450 18T	12.550 6T	11.900 54*	12.850 24T	12.700 8T	75.000 18
19	9314	Ty Wainwright	Premier Gym West	13.250 22	13.150 6	11.600 48	12.800 17*	12.900 22T	11.250 52	74.950 19
20	9163	Yuelin Li	South Coast Gym	12.450 55T	12.200 29T	11.950 37T	12.450 36T	13.550 8	12.300 19T	74.900 20
21T	9112	Connor Gallagher	World Cup Gymnastics	13.650 6	12.650 11	11.950 37T	11.900 54*	12.950 21	11.750 39	74.850 21T
21T	9240	Zachary English	Palmetto Gymnastics	12.750 43T	11.850 41T	12.200 28T	12.900 12*	12.750 28T	12.400 15T	74.850 21T
23T	9182	Ryan McMaster	Cahoy's Gym- NE	13.100 30T	12.600 12T	12.200 28T	11.200 63T	13.750 2*	11.950 30T	74.800 23T
23T	9152	Troy Lipis	Waller's GymJam Acad	13.100 30T	11.400 48T	12.800 2T	12.450 36T	13.050 18T	12.000 28T	74.800 23T

2016 Men's JO Nationals

Meet Results







May 4-8, 2016

Page: 2

Printed: 5/6/2016 5:32 PM

Men / 9 / 13 yrs

Session: 4-9,5-9

Rank	Num	Name	Gym							AA
25	9202	Dylan Hale	New Hampshire Acad	12.750 43T	12.450 18T	12.400 13T	12.400 39T	12.800 26*	11.900 33T	74.700 25
26T	9226	Ethan Boder	GymTek Academy	12.550 51T	11.800 43T	12.750 4	13.700 3	12.100 51T	11.700 40*	74.600 26T
26T	9147	Erick Khechoyan	Gymnastics Olympica	13.500 10T	11.950 40	12.250 22*	12.950 9T	11.950 53T	12.000 28T	74.600 26T
28	9167	Gabriel Parker	Vitaly Scherbo Gym	12.950 36T	12.000 37T	12.150 32	12.750 23	13.300 12	11.400 47T	74.550 28
29	9126	Donovan Hewitt	Fairland Gymnastics	12.900 39T	11.200 51T	12.250 22*	12.400 39T	13.200 14	12.400 15T	74.350 29
30T	9268	James Mancha	Champion Gym Texas	12.450 55T	13.200 4T	12.250 22T	11.950 52T	11.850 55	12.500 13	74.200 30T
30T	9194	Matthew Gust	5280 Gym South	12.650 48T	12.200 29T	12.500 9*	12.250 43T	12.750 28*	11.850 36	74.200 30T
32	9195	Ben Roesener	5280 Gym South	13.100 30T	12.400 21T	12.300 18*	12.500 34T	11.650 59	12.200 24	74.150 32
33	9253	Ray Bridges 3rd	World Xtreme	12.750 43*	11.800 43T	11.200 54	13.900 2	13.400 11	11.000 53T	74.050 33
34	9260	Kaeson Middleton	Bart Conner Gym Acad	12.550 51T	12.550 14*	11.900 40T	12.900 12*	12.300 46T	11.600 42*	73.800 34
35T	9233	David Soltani	High Point Gym Acad	13.350 15T	11.150 53*	11.650 46*	12.250 43T	13.100 16T	12.100 26T	73.600 35T
35T	9150	Derek Wahlenmaier	Go For It USA	12.300 60	12.700 10	11.150 55T	12.900 12*	12.650 33*	11.900 33*	73.600 35T
37T	9313	Tristan Cruz	Premier Gym West	13.500 10T	10.450 58	12.100 33	12.650 27*	13.250 13	11.600 42T	73.550 37T
37T	9160	Will Quinn	SCEGA Gymnastics	13.150 26*	11.550 47	12.500 9*	12.650 27*	12.250 48T	11.450 46	73.550 37T
39	9248	Juan Gomez	Trousdell Gym CTR	13.200 23T	11.850 41T	12.250 22*	11.300 61T	13.600 6*	11.300 51	73.500 39
40	9307	Beau Herion	Premier Gym Academy	13.150 26T	10.100 60T	12.650 5	12.800 17*	12.450 40T	12.250 23	73.400 40
41T	9133	Matthew Sulham	Broadway Gym School	12.400 59	10.550 57	12.050 34	13.450 4	12.500 39	12.300 19T	73.250 41T
41T	9324	Kyden Martinez	Eyas Gymnastics	12.950 36T	11.650 45	11.000 58T	12.500 34T	12.850 24T	12.300 19T	73.250 41T
41T	9129	Ian Dinmore	Paragon Gym	12.800 42	12.050 34T	11.250 51T	12.800 17*	12.650 33T	11.700 40*	73.250 41T
41T	9161	Ben Guerrieri	SCEGA Gymnastics	13.150 26T	11.400 48T	11.900 40T	12.700 24*	12.150 50	11.950 30T	73.250 41T
45	9156	Grant Draper	Liberty Gymnastics	13.550 8T	12.550 14T	11.150 55T	12.400 39T	12.400 42T	10.900 56T	72.950 45
46	9204	Brandon Lee	Granite State Gym	12.550 51T	12.050 34T	11.450 49	11.950 52T	13.000 20	11.800 37T	72.800 46
47	9132	David Rauchwerger	American Gym Club CA	13.300 17*	11.000 56	11.800 42T	12.800 17*	11.750 58	11.950 30T	72.600 47
48	9228	Nicholas Hensley	Harpeth Gymnastics	12.850 41	11.600 46	12.350 17	12.100 47T	12.750 28*	10.900 56T	72.550 48

2016 Men's JO Nationals

Meet Results







May 4-8, 2016

Page: 3

Printed: 5/6/2016 5:32 PM

Men / 9 / 13 yrs

Session: 4-9,5-9

Rank	Num	Name	Gym							AA
49	9130	Zyler Powers	Paragon Gym	13.150 26*	11.100 55	11.800 42T	12.800 17*	11.800 56T	11.800 37T	72.450 49
50	9255	Michael Shultz	AcroTex Cedar Park	13.200 23*	12.400 21T	11.050 57	12.100 47T	12.650 33*	10.800 60	72.200 50
51	9323	Joshua Pinzour	Buffalo Grove Gym	12.450 55T	12.300 26*	12.550 6T	11.650 57	12.400 42*	10.700 61	72.050 51
52	9221	Braden Hester	Gym Acad Of Atlanta	12.900 39T	12.350 25	10.150 64	12.650 27T	11.600 60	12.350 17T	72.000 52
53	9270	Ronan McQuillan	Champion Gym Texas	11.600 64	13.800 1T	10.750 61	12.050 49T	12.100 51T	11.400 47T	71.700 53
54	9278	Crew DeVoe	DeVeau's School	12.950 36T	12.400 21T	11.300 50	11.200 63T	12.400 42*	11.400 47T	71.650 54
55T	9183	Dane Cramer	Nebraska Gymnastics	13.300 17T	12.000 37T	11.700 45	11.750 56	12.600 36T	10.200 64T	71.550 55T
55T	9280	Dylan Weiss	Geddert's Twisters	12.450 55T	12.100 32T	11.250 51T	12.150 45T	12.250 48T	11.350 50	71.550 55T
57	9113	Ettore Panzanaro	World Cup Gymnastics	12.750 43T	12.200 29T	12.300 18T	12.300 42	10.300 64	11.000 53T	70.850 57
58	9176	Dejaquan Mast-Hochstedler	Infinite Gymnastics	12.600 50	10.000 62	10.800 60	13.200 5	11.200 62	12.750 6T	70.550 58
59	9325	Lucas Lorber	Eyas Gymnastics	12.000 62T	11.200 51T	11.000 58T	11.400 59T	12.450 40T	12.100 26T	70.150 59
60T	9305	Drew Kessler	Queen City Gym	13.400 14	9.700 63	12.450 11T	11.300 61T	11.950 53T	10.300 63	69.100 60T
60T	9100	Matthew Wrigley	Champions United- NJ	11.550 65	12.100 32T	10.550 62	11.400 59T	12.600 36T	10.900 56T	69.100 60T
62	9184	Alan Morgan	Nebraska Gymnastics	12.000 62T	10.350 59	12.000 35T	12.050 49T	12.400 42T	10.200 64T	69.000 62
63	9219	Ethan Lee	GGA-Suwanee	12.650 48T	7.000 64	11.250 51T	12.700 24*	11.250 61	12.300 19T	67.150 63
64	9224	Nikko Whatley	Gym Sports Acad	12.150 61	11.350 50	10.500 63	11.500 58	10.700 63	10.500 62	66.700 64
65	9148	Luca Famulari	Gymnastics Olympica	13.000 35	0.000 65	0.000 65	0.000 65	0.000 65	11.600 42T	24.600 65