

# 2016 Men's JO Nationals

## Meet Results






May 4-8, 2016

Page: 1  
Printed: 5/6/2016 12:30 PM

Men / 8 / 12 yrs

Session: 4-8







Judge's Signatures

Rank	Num	Name	Gym							AA
1	8156	Jagger Zlotoff	USA Flairs	Diff: 3.900	4.400	3.600	2.400	3.700	2.500	
				Exec: 9.550	8.850	9.350	9.600	9.500	8.900	
				ND:						
				Final: 13.450	13.250	12.950	12.000	13.200	11.400	76.250
				Place: 2	1	1	17T	1	24*	1
2	8164	Dante Hays	Eastside Gymnastics	Diff: 3.800	3.900	3.500	2.800	3.300	3.500	
				Exec: 9.400	8.350	8.250	9.300	9.100	9.650	
				ND:						
				Final: 13.200	12.250	11.750	12.100	12.400	13.150	74.850
				Place: 5*	22T	21	15T	8*	1	2
3	8227	Justin Smith	Sun Country Gym	Diff: 3.900	3.800	3.800	3.000	3.500	3.300	
				Exec: 9.350	8.150	8.700	9.000	8.600	8.850	
				ND:						
				Final: 13.250	11.950	12.500	12.000	12.100	12.150	73.950
				Place: 4	31T	3T	17T	16T	4	3
4	8130	Joshua Henry-Price	Fairland Gymnastics	Diff: 3.400	4.300	3.500	3.000	3.200	3.200	
				Exec: 9.150	8.100	8.800	9.400	9.000	8.850	
				ND:						
				Final: 12.550	12.400	12.300	12.400	12.200	12.050	73.900
				Place: 19*	12T	6*	8*	13T	5	4
5	8273	Arthur Ashton	Queen City Gym	Diff: 3.500	3.900	3.700	3.600	3.800	2.500	
				Exec: 8.800	8.850	8.700	8.000	9.000	9.200	
				ND:						
				Final: 12.300	12.750	12.400	11.600	12.800	11.700	73.550
				Place: 31*	4	5	31T	5	12T	5
6	8239	Michael Bankston	C.G.'s Gymnastics	Diff: 3.800	3.500	3.400	2.800	3.800	2.500	
				Exec: 9.400	9.100	9.250	8.900	7.950	9.000	
				ND:						
				Final: 13.200	12.600	12.650	11.700	11.750	11.500	73.400
				Place: 5*	6	2	24*	27	19*	6
7	8257	Donovan Diviney	WOGA Frisco	Diff: 3.700	4.000	3.600	3.600	3.300	3.000	
				Exec: 8.350	8.800	8.900	8.950	8.500	8.600	
				ND:						
				Final: 12.050	12.800	12.500	12.550	11.800	11.600	73.300
				Place: 40	3	3T	4	23T	16T	7
8	8222	Tyler Flowers	Park Avenue Gym	Diff: 3.500	3.600	2.600	3.600	3.600	3.100	
				Exec: 8.650	8.550	7.950	8.850	9.350	9.450	
				ND:						
				Final: 12.150	12.150	10.550	12.450	12.950	12.550	72.800
				Place: 38	25T	47*	5*	2T	3	8
9	8168	Emanuel Grib	Metropolitan Gym	Diff: 3.500	3.300	2.200	2.800	3.000	2.500	
				Exec: 9.400	8.650	9.250	9.350	9.250	9.400	
				ND:						
				Final: 12.900	11.950	11.450	12.150	12.250	11.900	72.600
				Place: 10T	31T	31	14	12	8T	9
10	8276	Avery Grosvenor	Premier Gym Academy	Diff: 3.900	3.700	3.200	3.000	3.100	2.500	
				Exec: 8.600	8.300	8.850	9.450	9.000	8.900	
				ND: -0.100						
				Final: 12.400	12.000	12.050	12.450	12.100	11.400	72.400
				Place: 28T	30	15	5T	16*	24*	10

# 2016 Men's JO Nationals

## Meet Results







May 4-8, 2016

Rank	Num	Name	Gym							AA
11	8299	William Harrington	Orlando Metro Gym	Diff: 4.300	3.600	2.900	3.600	3.600	2.600	
				Exec: 9.400	8.350	7.950	8.800	8.200	8.950	
				ND: _____	_____	_____	_____	_____	_____	
				Final: 13.700	11.950	10.850	12.400	11.800	11.550	72.250
				Place: 1	31T	42T	8T	23T	18	11
12T	8297	Jordan Roberto	Gymnastics World	Diff: 3.900	3.900	2.200	4.400	3.100	2.300	
				Exec: 8.500	9.100	8.800	8.300	8.900	8.750	
				ND: _____	_____	_____	_____	_____	_____	
				Final: 12.400	13.000	11.000	12.700	12.000	11.050	72.150
				Place: 28T	2	38*	2	20	33	12T
12T	8240	Rylee Crowe	Crenshaw Athletic	Diff: 3.700	3.300	2.500	2.800	3.500	2.700	
				Exec: 8.950	9.050	9.300	9.200	8.100	9.050	
				ND: _____	_____	_____	_____	_____	_____	
				Final: 12.650	12.350	11.800	12.000	11.600	11.750	72.150
				Place: 17T	17T	19T	17*	31T	11	12T
14	8167	Nikolas Ioannou	Metropolitan Gym	Diff: 3.600	4.000	2.200	2.400	3.500	1.900	
				Exec: 9.350	8.650	9.350	9.250	9.250	8.500	
				ND: _____	_____	_____	_____	_____	_____	
				Final: 12.950	12.650	11.550	11.650	12.750	10.400	71.950
				Place: 9	5	29	27T	6	45T	14
15	8206	Joshua Privedenyuk	Daggett's Gymnastics	Diff: 3.900	1.900	3.300	3.600	3.100	3.000	
				Exec: 8.750	8.900	8.950	9.000	8.550	8.900	
				ND: _____	_____	_____	_____	_____	_____	
				Final: 12.650	10.800	12.250	12.600	11.650	11.900	71.850
				Place: 17T	49	9	3	28T	8T	15
16	8110	Matthew Piekarski	Hotshots Gymnastics	Diff: 3.600	3.700	3.300	2.800	3.300	2.600	
				Exec: 8.400	8.850	8.700	8.350	9.400	9.100	
				ND: _____	_____	_____	-0.300	_____	_____	
				Final: 12.000	12.550	12.000	10.850	12.700	11.700	71.800
				Place: 41	7	16T	46	7	12T	16
17	8242	Logan McKeown	Crenshaw Athletic	Diff: 3.700	4.000	3.200	3.000	3.600	3.000	
				Exec: 9.050	7.900	8.300	9.350	8.800	7.900	
				ND: _____	_____	_____	-0.100	_____	_____	
				Final: 12.750	11.900	11.500	12.250	12.400	10.900	71.700
				Place: 15	36	30	12	8T	36	17
18T	8264	Joey Per	Mich. Elite GA	Diff: 3.200	3.500	2.700	2.800	3.200	2.500	
				Exec: 9.100	8.900	8.900	8.600	9.100	9.150	
				ND: _____	_____	_____	-0.100	_____	_____	
				Final: 12.300	12.400	11.600	11.300	12.300	11.650	71.550
				Place: 31T	12T	25*	40	11	15	18T
18T	8237	Jacob Busby	AcroTex Cedar Park	Diff: 4.000	4.000	3.700	3.000	3.600	3.300	
				Exec: 8.500	8.050	7.900	8.500	8.600	8.400	
				ND: _____	_____	_____	_____	_____	_____	
				Final: 12.500	12.050	11.600	11.500	12.200	11.700	71.550
				Place: 22T	28T	25T	33T	13T	12T	18T
20	8113	Jt Basulto	World Cup Gymnastics	Diff: 3.700	3.200	2.200	3.000	3.000	2.300	
				Exec: 9.200	9.100	9.150	9.400	8.300	8.900	
				ND: _____	_____	_____	_____	_____	_____	
				Final: 12.900	12.300	11.350	12.400	11.300	11.200	71.450
				Place: 10T	19T	32T	8*	40	29	20

# 2016 Men's JO Nationals

## Meet Results

May 4-8, 2016

Rank	Num	Name	Gym							AA
21	8284	Brandon Hart	DeVeau's School	Diff: 3.700	3.800	2.600	2.800	3.300	3.000	
				Exec: 9.150	8.000	7.950	9.000	9.100	9.000	
				ND: _____	_____	_____	_____	_____	_____	
				Final: 12.850	11.800	10.550	11.800	12.400	12.000	71.400
				Place: 14	37	47*	22T	8*	6T	21
22T	8259	Sebastian Lawrence	Fuzion Gymnastics	Diff: 3.900	4.300	3.200	2.800	3.300	2.500	
				Exec: 9.000	8.200	8.450	8.950	8.100	8.650	
				ND: _____	_____	_____	-0.100	_____	_____	
				Final: 12.900	12.500	11.650	11.650	11.400	11.150	71.250
				Place: 10T	8T	23T	27T	35*	30T	22T
22T	8238	Aaron Davidson	Bart Conner Gym Acad	Diff: 3.700	4.000	2.900	2.800	3.000	3.400	
				Exec: 8.850	7.700	8.700	8.850	8.150	9.200	
				ND: _____	_____	_____	_____	_____	_____	
				Final: 12.550	11.700	11.600	11.650	11.150	12.600	71.250
				Place: 19T	38	25T	27*	43T	2	22T
24	8169	Eric Markov	Metropolitan Gym	Diff: 3.200	4.000	2.600	2.400	3.200	2.200	
				Exec: 8.900	8.500	9.400	8.700	9.750	8.350	
				ND: _____	_____	_____	_____	_____	_____	
				Final: 12.100	12.500	12.000	11.100	12.950	10.550	71.200
				Place: 39	8*	16T	41*	2T	41	24
25	8103	Alisher Shermatov	Monmouth Gym Acad	Diff: 3.700	3.600	3.500	3.000	3.100	2.500	
				Exec: 8.150	8.650	8.650	8.900	8.300	9.000	
				ND: _____	_____	_____	-0.100	_____	_____	
				Final: 11.850	12.250	12.150	11.800	11.400	11.500	70.950
				Place: 43T	22T	11T	22T	35T	19*	25
26	8278	Hunter Dalisay	Prairie Gym Club	Diff: 3.600	4.000	2.500	3.000	3.100	2.300	
				Exec: 8.900	8.500	9.800	9.100	8.950	7.000	
				ND: _____	_____	_____	_____	_____	_____	
				Final: 12.500	12.500	12.300	12.100	12.050	9.300	70.750
				Place: 22T	8*	6T	15T	19	49	26
27	8285	Jack Fellmy	DeVeau's School	Diff: 3.500	3.700	2.700	2.800	3.500	2.400	
				Exec: 9.200	7.250	8.650	9.400	9.400	8.100	
				ND: _____	_____	_____	_____	_____	_____	
				Final: 12.700	10.950	11.350	12.200	12.900	10.500	70.600
				Place: 16	46T	32T	13	4	42T	27
28	8298	Ben Stein	IGA	Diff: 4.400	2.800	3.200	3.600	3.300	2.400	
				Exec: 8.800	8.150	7.750	9.200	8.100	8.750	
				ND: _____	_____	_____	_____	_____	_____	
				Final: 13.200	10.950	10.950	12.800	11.400	11.150	70.450
				Place: 5T	46T	40T	1	35*	30T	28
29	8252	Caden Peacock	Zero Gravity Gym	Diff: 4.000	4.000	2.700	3.000	3.500	3.200	
				Exec: 9.300	8.400	8.900	8.700	7.750	6.950	
				ND: _____	_____	_____	_____	_____	_____	
				Final: 13.300	12.400	11.600	11.700	11.250	10.150	70.400
				Place: 3	12T	25*	24T	41T	48	29
30	8279	Avery Walwyn	Prairie Gym Club	Diff: 3.200	3.300	2.400	2.800	3.000	2.300	
				Exec: 9.050	9.100	8.900	8.650	8.550	9.100	
				ND: _____	_____	_____	_____	_____	_____	
				Final: 12.250	12.400	11.300	11.450	11.550	11.400	70.350
				Place: 34T	12T	34	36*	33	24T	30

# 2016 Men's JO Nationals

## Meet Results







May 4-8, 2016

Page: 4

Printed: 5/6/2016 12:30 PM

Men / 8 / 12 yrs







Session: 4-8

Rank	Num	Name	Gym							AA
31	8158	Jeremy Cook	West Coast Olympic	Diff: 3.800	3.200	3.200	3.600	3.200	2.300	
				Exec: 7.800	8.100	8.900	8.850	7.950	9.200	
				ND:						
				Final: 11.600	11.300	12.100	12.450	11.150	11.500	70.100
				Place: 48	43	13T	5*	43T	19T	31
32	8198	Jonah Henderson	NEAG- Marlborough	Diff: 3.700	2.500	2.500	2.800	3.300	2.300	
				Exec: 9.350	8.700	8.750	9.200	8.600	8.150	
				ND:						
				Final: 13.050	11.200	11.250	12.000	11.900	10.450	69.850
				Place: 8	44	35	17*	21T	44	32
33	8268	Yasper Pietrzyk	Lakeshore Academy	Diff: 3.800	3.900	3.200	2.800	3.400	2.500	
				Exec: 8.450	7.700	8.950	8.900	8.500	7.700	
				ND:						
				Final: 12.250	11.600	12.150	11.700	11.900	10.200	69.800
				Place: 34T	39	11T	24*	21T	47	33
34T	8235	Aiden Whitehead	World Xtreme	Diff: 3.600	3.600	3.500	3.000	3.000	2.400	
				Exec: 9.300	7.850	8.800	8.800	7.850	8.200	
				ND:			-0.300			
				Final: 12.900	11.450	12.300	11.500	10.850	10.600	69.600
				Place: 10T	40T	6*	33T	47T	40	34T
34T	8233	Orlando Haya-cuan	Universal Gymnastics	Diff: 3.800	2.900	3.200	2.800	3.300	3.400	
				Exec: 8.550	9.050	8.600	8.550	7.550	8.200	
				ND:			-0.300			
				Final: 12.350	11.950	11.800	11.050	10.850	11.600	69.600
				Place: 30	31T	19T	43T	47T	16T	34T
36T	8300	Zachary Perez	Orlando Metro Gym	Diff: 4.000	3.700	3.400	2.800	2.900	2.500	
				Exec: 8.450	7.300	8.250	8.850	9.250	8.000	
				ND:						
				Final: 12.450	11.000	11.650	11.650	12.150	10.500	69.400
				Place: 27	45	23T	27*	15	42T	36T
36T	8207	Tucker Blanchard	Daggett's Gymnastics	Diff: 3.700	3.700	3.000	3.000	3.400	2.900	
				Exec: 7.850	7.650	9.100	8.250	8.200	8.950	
				ND:			-0.300			
				Final: 11.550	11.350	12.100	10.950	11.600	11.850	69.400
				Place: 49	42	13T	45	31T	10	36T
38	8131	Brandon Singleton	Fairland Gymnastics	Diff: 3.900	3.900	3.300	2.800	3.300	2.400	
				Exec: 8.600	8.250	8.600	8.900	7.650	8.000	
				ND:			-0.300			
				Final: 12.500	12.150	11.900	11.400	10.950	10.400	69.300
				Place: 22*	25T	18	38	46	45T	38
39	8135	Cole Jones	Az Olympian Gym	Diff: 3.400	4.000	2.200	2.800	3.000	1.900	
				Exec: 9.150	8.350	8.800	8.000	8.800	8.950	
				ND:			-0.100			
				Final: 12.550	12.350	11.000	10.700	11.800	10.850	69.250
				Place: 19*	17T	38*	47	23*	37T	39
40	8241	Joshua Branstetter	Crenshaw Athletic	Diff: 3.600	3.500	2.500	2.800	3.300	2.300	
				Exec: 8.600	8.950	8.350	8.250	7.700	8.800	
				ND:						
				Final: 12.200	12.450	10.850	11.050	11.000	11.100	68.650
				Place: 36T	11	42T	43T	45	32	40

# 2016 Men's JO Nationals

## Meet Results

May 4-8, 2016

Rank	Num	Name	Gym							AA
41	8116	Cole Landes	Montco Gym	Diff: 3.400	3.700	2.600	2.800	3.300	2.500	
				Exec: 8.450	8.600	8.500	7.600	8.350	8.850	
				ND: _____	_____	_____	-0.100	_____	_____	
				Final: 11.850	12.300	11.100	10.300	11.650	11.350	68.550
				Place: 43T	19T	36	50	28*	27	41
42	8197	Michelangelo Villani	NEAG- Marlborough	Diff: 3.700	3.900	3.300	2.800	3.300	3.300	
				Exec: 8.800	8.050	8.900	8.800	5.900	7.700	
				ND: _____	_____	_____	_____	_____	_____	
				Final: 12.500	11.950	12.200	11.600	9.200	11.000	68.450
				Place: 22T	31T	10	31T	51	34T	42
43	8200	Cole Sylvia	NewEra Gym	Diff: 3.500	3.300	2.300	2.800	3.000	3.200	
				Exec: 8.450	7.650	8.450	8.650	8.250	8.800	
				ND: _____	_____	_____	_____	_____	_____	
				Final: 11.950	10.950	10.750	11.450	11.250	12.000	68.350
				Place: 42	46T	46	36*	41T	6T	43
44	8201	Jayden Hawkins	NewEra Gym	Diff: 3.700	3.500	2.400	2.800	3.000	2.300	
				Exec: 8.500	8.700	8.450	8.000	8.800	8.400	
				ND: _____	_____	_____	-0.300	_____	_____	
				Final: 12.200	12.200	10.850	10.500	11.800	10.700	68.250
				Place: 36T	24	42T	49	23*	39	44
45	8274	Ronnell Spears	Queen City Gym	Diff: 3.500	3.800	3.200	2.800	2.900	2.300	
				Exec: 8.300	7.650	7.850	8.550	8.600	8.700	
				ND: _____	_____	_____	_____	_____	_____	
				Final: 11.800	11.450	11.050	11.350	11.500	11.000	68.150
				Place: 45	40T	37	39	34	34T	45
46	8277	Brody Macedon	Premier Gym Academy	Diff: 3.700	3.500	2.500	2.800	3.200	3.000	
				Exec: 7.550	8.550	8.450	9.150	7.400	8.300	
				ND: _____	_____	_____	_____	_____	_____	
				Final: 11.250	12.050	10.950	11.950	10.600	11.300	68.100
				Place: 50	28T	40T	21	49	28	46
47	8166	Cole Shelly	Metropolitan Gym	Diff: 3.500	4.000	2.400	2.800	3.100	2.000	
				Exec: 8.800	8.150	7.950	8.700	9.000	6.750	
				ND: _____	_____	_____	_____	_____	_____	
				Final: 12.300	12.150	10.350	11.500	12.100	8.750	67.150
				Place: 31*	25T	49	33T	16*	50	47
48	8179	Mark Staley	Metro Stars Gym	Diff: 3.900	2.900	3.200	2.800	3.400	2.900	
				Exec: 8.600	7.500	6.250	9.600	7.950	7.950	
				ND: _____	_____	_____	_____	_____	_____	
				Final: 12.500	10.400	9.450	12.400	11.350	10.850	66.950
				Place: 22*	50	50	8T	39	37T	48
49	8221	Neel Iyer	North Metro Gym CTR	Diff: 3.400	3.900	2.400	2.400	2.900	2.100	
				Exec: 8.250	8.400	9.300	8.700	8.500	6.600	
				ND: _____	_____	_____	_____	_____	_____	
				Final: 11.650	12.300	11.700	11.100	11.400	8.700	66.850
				Place: 47	19T	22	41*	35T	51	49
50	8218	Corey Mayotte	LaFleur's Tampa	Diff: 3.000	3.700	3.100	2.800	3.200	2.600	
				Exec: 8.100	8.700	7.750	7.850	6.750	8.900	
				ND: _____	_____	_____	_____	_____	_____	
				Final: 11.100	12.400	10.850	10.650	9.950	11.500	66.450
				Place: 51	12T	42T	48	50	19T	50

# 2016 Men's JO Nationals

## Meet Results







May 4-8, 2016

Page: 6

Printed: 5/6/2016 12:30 PM

Men / 8 / 12 yrs

Session: 4-8

Rank	Num	Name	Gym							AA
51	8224	Aidan Hauptmeier	Prestige Gym- FL	Diff: 3.600	0.000	0.000	0.000	3.300	2.700	
				Exec: 8.100	0.000	0.000	0.000	8.350	8.800	
				ND:						
				Final: 11.700	0.000	0.000	0.000	11.650	11.500	34.850
				Place: 46	51	51	51	28*	19T	51