

2016 Men's JO Nationals

Meet Results

May 4-8, 2016

Page: 1

Printed: 5/6/2016 5:32 PM

Men / 8 / 12 yrs

Session: 4-8,5-8

Judge's Signatures

Rank	Num	Name	Gym							AA
1	8190	Matthew Romalia	5280 Gym South	13.950 1	14.050 1	13.200 1	12.700 3T	12.550 15*	12.400 7T	78.850 1
2	8156	Jagger Zlotoff	USA Flairs	13.450 4	13.250 4	12.950 2	12.000 33T	13.200 2*	11.400 48*	76.250 2
3	8142	Jadon Roberson	Waller's GymJam Acad	11.700 77T	12.950 10	12.300 10T	12.850 1	12.400 18*	12.900 2	75.100 3
4	8104	Donavyn Diaz	Premier Gym- NJ	13.650 3	12.250 42*	12.650 4T	11.750 50*	12.750 10*	11.900 18T	74.950 4
5	8153	Zachary Neiman-Macak	South Coast Gym	13.400 5T	13.100 8	11.850 32T	12.250 25T	11.700 56T	12.600 4T	74.900 5
6	8164	Dante Hays	Eastside Gymnastics	13.200 10*	12.250 42*	11.750 37T	12.100 29*	12.400 18*	13.150 1	74.850 6
7	8227	Justin Smith	Sun Country Gym	13.250 9	11.950 55T	12.500 7T	12.000 33T	12.100 36*	12.150 11	73.950 7
8	8130	Joshua Henry-Price	Fairland Gymnastics	12.550 33*	12.400 29T	12.300 10*	12.400 14*	12.200 28*	12.050 12T	73.900 8
9	8185	Bryson White	5280 Gym North	13.300 7T	12.700 15	11.750 37T	12.350 22*	12.100 36T	11.600 31T	73.800 9
10	8291	Alexander Chen	Premier Gym West	12.600 30*	13.550 2	12.100 20*	11.750 50*	11.750 53T	11.950 17	73.700 10
11T	8290	Michael Baren	Premier Gym West	13.400 5T	12.750 13T	10.950 78T	12.450 9T	13.200 2*	10.800 74	73.550 11T
11T	8273	Arthur Ashton	Queen City Gym	12.300 49*	12.750 13T	12.400 9	11.600 61T	12.800 9	11.700 26T	73.550 11T
13	8295	Ayush Basu	Premier Gym West	12.300 49T	13.200 5T	12.150 17T	11.250 76	12.300 24T	12.300 9T	73.500 13
14	8272	Ari Bekker	Michigan Academy	13.100 14	13.200 5T	12.750 3	11.200 77T	10.500 90	12.700 3	73.450 14
15	8239	Michael Bankston	C.G.'s Gymnastics	13.200 10*	12.600 18	12.650 4T	11.700 53*	11.750 53T	11.500 38*	73.400 15
16	8152	Grant Guerrero	SCATS Gymnastics	12.550 33T	13.300 3	11.950 30	11.600 61*	12.900 7T	11.050 65*	73.350 16
17	8257	Donovan Diviney	WOGA Frisco	12.050 66	12.800 12	12.500 7T	12.550 8	11.800 49T	11.600 31T	73.300 17
18	8193	Brigham Frentheway	Frontier Gymnastics	12.700 25T	11.600 69T	12.650 4T	12.400 14*	12.350 22T	11.450 46T	73.150 18
19	8222	Tyler Flowers	Park Avenue Gym	12.150 63	12.150 46T	10.550 87*	12.450 9*	12.950 4T	12.550 6	72.800 19
20	8163	Everett O'Donnell	Black Hills Gym	12.200 57T	11.950 55T	11.750 37T	11.850 41*	12.600 14	12.400 7T	72.750 20
21	8168	Emanuel Grib	Metropolitan Gym	12.900 17T	11.950 55T	11.450 57T	12.150 28	12.250 26T	11.900 18T	72.600 21
22	8283	Michael Kafati	GTC-Michigan	13.200 10T	11.800 64T	11.700 41*	12.350 22T	12.550 15*	10.950 69	72.550 22
23	8276	Avery Grosvenor	Premier Gym Academy	12.400 44T	12.000 53T	12.050 24T	12.450 9T	12.100 36*	11.400 48*	72.400 23
24	8213	Matthew Browne	Atlanta Sch Of Gym	12.100 64T	11.800 64T	11.750 37T	12.400 14*	12.750 10T	11.500 38*	72.300 24

2016 Men's JO Nationals

Meet Results







May 4-8, 2016

Page: 2

Printed: 5/6/2016 5:32 PM

Men / 8 / 12 yrs

Session: 4-8,5-8

Rank	Num	Name	Gym							AA
25	8299	William Harrington	Orlando Metro Gym	13.700 2	11.950 55*	10.850 81T	12.400 14*	11.800 49T	11.550 34T	72.250 25
26	8105	Owen Shepherd	Premier Gym- NJ	12.300 49T	12.550 19T	12.000 27T	11.900 39*	12.150 32T	11.300 55T	72.200 26
27T	8297	Jordan Roberto	Gymnastics World	12.400 44*	13.000 9	11.000 76*	12.700 3T	12.000 44T	11.050 65*	72.150 27T
27T	8123	Isaac Madey	Apollo Gym- VA	12.200 57T	12.300 38T	11.150 71	11.800 44*	13.500 1	11.200 58T	72.150 27T
27T	8240	Rylee Crowe	Crenshaw Athletic	12.650 28T	12.350 35T	11.800 35T	12.000 33*	11.600 63T	11.750 24T	72.150 27T
30	8254	Samir Mehta	WOGA Plano	12.200 57T	12.650 16*	11.050 73*	12.100 29*	12.250 26T	11.850 22T	72.100 30
31T	8167	Nikolas Ioannou	Metropolitan Gym	12.950 16	12.650 16*	11.550 51T	11.650 56T	12.750 10*	10.400 83T	71.950 31T
31T	8275	Dante Harmes	Acros Gymnastics	10.500 91T	13.150 7	12.050 24T	12.450 9*	12.500 17	11.300 55T	71.950 31T
33	8206	Joshua Privedenyuk	Daggett's Gymnastics	12.650 28T	10.800 84T	12.250 15	12.600 5*	11.650 59T	11.900 18*	71.850 33
34	8110	Matthew Piekarski	Hotshots Gymnastics	12.000 67T	12.550 19T	12.000 27T	10.850 85	12.700 13	11.700 26T	71.800 34
35T	8120	Rhys George	Parkettes Mens T-PA	11.500 85T	12.900 11	12.300 10T	12.000 33T	12.150 32*	10.850 71T	71.700 35T
35T	8242	Logan McKeown	Crenshaw Athletic	12.750 23T	11.900 62	11.500 56	12.250 25T	12.400 18*	10.900 70	71.700 35T
37	8263	Brody McDonald	Mid Ohio Gym	12.200 57T	11.750 67	11.550 51T	12.600 5*	12.150 32*	11.400 48*	71.650 37
38	8306	Zachary Gilbaugh	Eyas Gymnastics	12.400 44*	11.400 74	11.550 51T	12.600 5T	12.200 28*	11.450 46T	71.600 38
39T	8264	Joey Per	Mich. Elite GA	12.300 49T	12.400 29T	11.600 46*	11.300 74T	12.300 24T	11.650 30	71.550 39T
39T	8237	Jacob Busby	AcroTex Cedar Park	12.500 37T	12.050 50T	11.600 46T	11.500 64T	12.200 28T	11.700 26T	71.550 39T
41	8113	Jt Basulto	World Cup Gymnastics	12.900 17T	12.300 38T	11.350 60T	12.400 14*	11.300 76	11.200 58T	71.450 41
42	8284	Brandon Hart	DeVeau's School	12.850 22	11.800 64T	10.550 87*	11.800 44*	12.400 18*	12.000 15T	71.400 42
43	8253	Robert Goss	WOGA Plano	12.500 37*	12.100 49	12.100 20T	11.450 67*	11.700 56*	11.500 38*	71.350 43
44T	8114	Ryan Heng	High Performance Gym	11.650 79T	12.350 35T	11.550 51T	12.350 22*	12.950 4T	10.450 80T	71.300 44T
44T	8216	Jacob Foster	GymTek Academy	11.900 72	12.550 19T	11.350 60T	11.800 44*	12.350 22T	11.350 52T	71.300 44T
46T	8259	Sebastian Lawrence	Fuzion Gymnastics	12.900 17T	12.500 22T	11.650 43*	11.650 56T	11.400 71*	11.150 60*	71.250 46T
46T	8238	Aaron Davidson	Bart Conner Gym Acad	12.550 33T	11.700 68	11.600 46T	11.650 56*	11.150 79*	12.600 4T	71.250 46T
48	8169	Eric Markov	Metropolitan Gym	12.100 64T	12.500 22*	12.000 27T	11.100 80*	12.950 4T	10.550 77	71.200 48

2016 Men's JO Nationals

Meet Results

May 4-8, 2016

Page: 3

Printed: 5/6/2016 5:32 PM

Men / 8 / 12 yrs

Session: 4-8,5-8

Rank	Num	Name	Gym							AA
49	8121	Dominic Pozo	Upper Merion Gym	12.900 17T	12.450 27T	11.300 64T	11.800 44*	11.050 84	11.550 34T	71.050 49
50T	8124	Lawson Haynes	Capital Gym NTC-VA	11.950 70T	12.500 22T	11.650 43*	12.050 32	11.650 59T	11.150 60*	70.950 50T
50T	8103	Alisher Shermatov	Monmouth Gym Acad	11.850 73T	12.250 42T	12.150 17T	11.800 44T	11.400 71T	11.500 38*	70.950 50T
52T	8278	Hunter Dalisay	Prairie Gym Club	12.500 37T	12.500 22*	12.300 10T	12.100 29T	12.050 41T	9.300 90	70.750 52T
52T	8122	Davio Badalamenti	Upper Merion Gym	12.600 30*	12.000 53T	11.250 66T	12.400 14*	11.150 79T	11.350 52T	70.750 52T
52T	8301	Russell Black	Buffalo Grove Gym	12.700 25T	11.850 63	11.850 32T	11.200 77T	11.600 63T	11.550 34T	70.750 52T
55	8285	Jack Fellmy	DeVeau's School	12.700 25T	10.950 81T	11.350 60*	12.200 27	12.900 7T	10.500 78T	70.600 55
56	8150	Arthur Manukian	SCATS Gymnastics	12.250 54T	12.400 29T	11.450 57T	11.800 44*	11.100 83	11.550 34T	70.550 56
57	8298	Ben Stein	IGA	13.200 10T	10.950 81T	10.950 78T	12.800 2	11.400 71*	11.150 60T	70.450 57
58T	8252	Caden Peacock	Zero Gravity Gym	13.300 7T	12.400 29T	11.600 46*	11.700 53T	11.250 77T	10.150 87	70.400 58T
58T	8192	Alex Wingrove	AirTime Training	12.400 44T	12.500 22T	10.500 89	11.400 71T	11.900 46*	11.700 26T	70.400 58T
60	8279	Avery Walwyn	Prairie Gym Club	12.250 54T	12.400 29T	11.300 64T	11.450 67*	11.550 66T	11.400 48*	70.350 60
61T	8158	Jeremy Cook	West Coast Olympic	11.600 83	11.300 76	12.100 20*	12.450 9*	11.150 79T	11.500 38*	70.100 61T
61T	8245	Marcel Aguirre	Cypress Academy	12.000 67T	11.550 71	12.050 24T	11.850 41T	11.150 79*	11.500 38*	70.100 61T
63	8308	Jackson Mellencamp	Chow's Gymnastics	12.600 30T	10.450 87	11.350 60*	11.750 50T	12.100 36*	11.750 24T	70.000 63
64	8162	Joseph Buselmeier	Xtreme Gymnastics	12.750 23T	9.900 91	10.750 85T	12.400 14*	12.050 41*	12.050 12T	69.900 64
65	8198	Jonah Henderson	NEAG- Marlborough	13.050 15	11.200 77	11.250 66*	12.000 33*	11.900 46*	10.450 80T	69.850 65
66	8268	Yasper Pietrzyk	Lakeshore Academy	12.250 54T	11.600 69T	12.150 17T	11.700 53*	11.900 46T	10.200 86	69.800 66
67T	8235	Aiden Whitehead	World Xtreme	12.900 17T	11.450 72T	12.300 10*	11.500 64T	10.850 87T	10.600 76	69.600 67T
67T	8233	Orlando Haya-cuan	Universal Gymnastics	12.350 48	11.950 55T	11.800 35T	11.050 82T	10.850 87T	11.600 31T	69.600 67T
69T	8300	Zachary Perez	Orlando Metro Gym	12.450 43	11.000 80	11.650 43T	11.650 56*	12.150 32T	10.500 78T	69.400 69T
69T	8207	Tucker Blanchard	Daggett's Gymnastics	11.550 84	11.350 75	12.100 20T	10.950 84	11.600 63T	11.850 22T	69.400 69T
71	8131	Brandon Singleton	Fairland Gymnastics	12.500 37*	12.150 46T	11.900 31	11.400 71T	10.950 86	10.400 83T	69.300 71
72	8135	Cole Jones	Az Olympian Gym	12.550 33*	12.350 35T	11.000 76*	10.700 87	11.800 49*	10.850 71T	69.250 72

2016 Men's JO Nationals

Meet Results







May 4-8, 2016

Page: 4

Printed: 5/6/2016 5:32 PM

Men / 8 / 12 yrs

Session: 4-8,5-8

Rank	Num	Name	Gym							AA
73	8217	Major Bain	GymTek Academy	11.000 90	11.050 78T	11.400 59	11.650 56*	11.550 66T	12.050 12T	68.700 73
74	8241	Joshua Branstetter	Crenshaw Athletic	12.200 57T	12.450 27T	10.850 81T	11.050 82T	11.000 85	11.100 63T	68.650 74
75	8173	Nathan Mirkes	M & M Gymnastics	11.650 79T	11.050 78T	11.250 66*	11.300 74T	11.450 70	11.900 18*	68.600 75
76T	8214	Brandon Rice	Cobb Challengers	11.850 73*	12.050 50T	11.050 73*	11.900 39*	11.750 53T	9.950 88	68.550 76T
76T	8116	Cole Landes	Montco Gym	11.850 73*	12.300 38T	11.100 72	10.300 91	11.650 59*	11.350 52T	68.550 76T
78	8197	Michelangelo Villani	NEAG- Marlborough	12.500 37*	11.950 55T	12.200 16	11.600 61*	9.200 92	11.000 67T	68.450 78
79	8200	Cole Sylvania	NewEra Gym	11.950 70T	10.950 81T	10.750 85T	11.450 67*	11.250 77T	12.000 15T	68.350 79
80T	8172	Tyler Goebel	M & M Gymnastics	11.650 79*	11.950 55*	11.600 46T	11.200 77T	12.000 44T	9.850 89	68.250 80T
80T	8201	Jayden Hawkins	NewEra Gym	12.200 57T	12.200 45	10.850 81T	10.500 90	11.800 49*	10.700 75	68.250 80T
82	8274	Ronnell Spears	Queen City Gym	11.800 76	11.450 72T	11.050 73T	11.350 73	11.500 69	11.000 67T	68.150 82
83	8277	Brody Macedon	Premier Gym Academy	11.250 88	12.050 50T	10.950 78T	11.950 38	10.600 89	11.300 55T	68.100 83
84T	8182	Nicholas Vincent	Jam Hops Gymnastics	12.000 67T	10.000 90	11.550 51T	11.850 41*	11.550 66T	10.450 80T	67.400 84T
84T	8149	Armando Visitacion	Platinum Gymnastics	10.500 91T	10.200 89	11.250 66*	11.450 67*	11.700 56*	12.300 9T	67.400 84T
86	8199	Collin McSparren	Aim High Academy	11.500 85T	10.800 84T	11.200 70	10.550 89	12.050 41*	11.100 63T	67.200 86
87	8166	Cole Shelly	Metropolitan Gym	12.300 49*	12.150 46T	10.350 90	11.500 64T	12.100 36*	8.750 91	67.150 87
88	8293	Zachary Mottlow	Premier Gym West	11.400 87	10.550 86	11.850 32T	10.750 86	12.200 28T	10.300 85	67.050 88
89	8179	Mark Staley	Metro Stars Gym	12.500 37*	10.400 88	9.450 91	12.400 14T	11.350 75	10.850 71T	66.950 89
90	8221	Neel Iyer	North Metro Gym CTR	11.650 79*	12.300 38T	11.700 41*	11.100 80*	11.400 71T	8.700 92	66.850 90
91	8218	Corey Mayotte	LaFleur's Tampa	11.100 89	12.400 29T	10.850 81T	10.650 88	9.950 91	11.500 38T	66.450 91
92	8224	Aidan Hauptmeier	Prestige Gym- FL	11.700 77T	0.000 92	0.000 92	0.000 92	11.650 59*	11.500 38T	34.850 92