







2016 Men's JO Nationals

JO Regional Team Results







May 4-8, 2016

Rank	Gym	Team	Score						
1	Team R5	R5	423.000	72.800 1	69.850 1	69.750 2	73.950 1	69.800 1T	66.850 3T
2	Team R1	R1	419.150	71.100 4	66.850 6	69.000 3	73.800 2	69.250 3	69.150 1
3	Team R8	R8	415.650	71.850 2	67.550 4	67.950 7	71.450 4	69.800 1T	67.050 2
4	Team R7	R7	414.950	71.450 3	65.750 7	69.950 1	72.850 3	68.400 5	66.550 5
5	Team R6	R6	412.000	70.500 7	68.600 2	68.500 4	71.300 5T	67.700 6	65.400 7
6	Team R3	R3	409.650	70.850 6	68.150 3	67.300 8	71.300 5T	67.550 7	64.500 8
7	Team R4	R4	409.300	71.000 5	67.300 5	68.050 6	69.900 7	66.700 9	66.350 6
8	Team R9	R9	407.200	69.400 9	64.100 9	68.100 5	69.600 8	69.150 4	66.850 3T
9	Team R2	R2	401.000	70.050 8	64.700 8	65.700 9	68.800 9	67.350 8	64.400 9

2016 Men's JO Nationals

JO Regional Team Results

May 4-8, 2016

Rank	Gym	Team	Score						
1	Team R5	R5	423.000	72.800 1	69.850 1	69.750 2	73.950 1	69.800 1T	66.850 3T
	1301	Zachary Peters		15.400			15.450		
	1284	Jacob Gricar		14.600					
	1295	Max Diab		14.450		13.500		13.900	
	2286	Tim O'Neill		14.250		13.600	14.900	13.550	
	2273	Rex Scott		14.100					13.400
	2281	Michael Paradise			15.400				
	2266	Nomondalai Jamiyankhuu			13.700		14.400		
	2271	Dan Graham			13.650	13.900			13.350
	1294	Dominic Tommasone			13.550	14.050			
	1290	Benjamin Mitchell			13.550				
	2274	Tyler Ball				14.700			
	2267	Victor Bello					14.800		
	2275	Griffin Olis					14.400		
	1215	Brendan Hopgood						14.500	
	2288	Domenico Sciulli						13.950	
	2282	Jacob Wade						13.900	
	1307	Jacob Yehling							13.450
	2262	Justin Murphy							13.350
	1264	Alan Gerdov							13.300
2	Team R1	R1	419.150	71.100 4	66.850 6	69.000 3	73.800 2	69.250 3	69.150 1
	2159	Eric Vincent		14.550		13.350	14.550	13.450	
	2156	Nicholas Garcia		14.350		13.750	15.000		
	1151	Eric Nakamura		14.250					
	2158	Christopher Bartee		14.100	13.500				
	2148	Caleb Rodriguez		13.850				14.700	
	1149	Perry Lightfoot			13.750				
	2153	Diego Neumaier			13.300				13.600
	2162	William Sweeten			13.200		14.950		
	1160	Zion English			13.100				
	2142	Isaac Hammett				14.950			
	2147	Brett Miller				13.500		13.500	
	1157	Daniel Lasenbby				13.450			
	1135	Kyle Abe					14.750		
	1129	Max Williams					14.550		13.750
	1140	Tyler Brennan						14.000	
	2138	Alejandro Suarez						13.600	13.800
	1146	Angel Haro							14.350
	1145	Matthew Randolph							13.650

2016 Men's JO Nationals

JO Regional Team Results







May 4-8, 2016

Page: 2

Printed: 5/5/2016 5:28 PM

Men / 10 / All Ages







Session: 1J,1S,2J,2S

Rank	Gym	Team	Score						
3	Team R8	R8	415.650	71.850 2	67.550 4	67.950 7	71.450 4	69.800 1T	67.050 2
	2222	Corey Matthews Jr.		14.650			14.250		
	1244	Sergio Fernandez		14.500	13.150			14.050	13.700
	1231	Valen Watrous		14.400	13.200				
	2220	Clayton Spencer		14.200					
	1241	Collin Hickey		14.100			13.900		13.400
	1223	Noah Everett			13.800			14.300	
	2237	Bobby Costea			13.700	13.800		13.600	
	2228	Michael Peluso			13.700				
	1232	Brayton Williams				14.050		14.250	
	1240	Joe Rabaja				13.550			13.050
	2234	Matthew Leon				13.500			
	1247	James Lawson				13.050			
	1245	Asad Jooma					14.700		
	2214	Robert Sheppard					14.350		
	2236	Erik-1 Zamora					14.250		
	2225	Thomas Brooks						13.600	
	2215	Christopher Clark							13.600
	2230	Christopher Bryant							13.300
4	Team R7	R7	414.950	71.450 3	65.750 7	69.950 1	72.850 3	68.400 5	66.550 5
	2119	Tomas Palma Alvarado		15.200		14.600	14.300		
	1124	Garrett Kasiski		14.150				13.600	
	2100	Matthew Koy		14.150					
	2110	Liam O'Hara		14.050					
	2122	Connor Jones		13.900			14.600		13.550
	1113	Miles Miller			13.300				13.200
	2106	Paul Brower			13.300				
	2130	Stephen Lewis			13.100	13.800	14.600		
	2115	Daneal Rozman			13.050				
	2128	Nicholas Pelikan			13.000				
	1117	Mathew Diaz				13.950			
	1123	Chris McCord				13.900		13.550	
	2127	Thomas Paul				13.700			13.400
	2120	Erik Del Cid					14.750		13.200
	1101	Michael-1 Moran					14.600		
	1126	Christian Marsh						13.800	
	1104	Christopher Iram						13.800	
	1125	Sam Kressman						13.650	
	2103	Kirill Yefremenko							13.200

2016 Men's JO Nationals

JO Regional Team Results







May 4-8, 2016

Rank	Gym	Team	Score						
5	Team R6	R6	412.000	70.500	68.600	68.500	71.300	67.700	65.400
				7	2	4	5T	6	7
	2208	Bryan Perla		14.500		13.000	13.950	13.300	14.500
	1204	Ben Sky		14.150		14.350	14.300		12.700
	1222	Teaanou Gonzalez		14.100		12.850	14.500		
	1220	Luke Smigliani		13.950		13.550		13.600	
	1211	Antonio Sacchiero		13.800				13.450	
	1214	Stephen-1 Nedoroscik			14.900				
	1218	Jacob Carlson			13.500			13.900	12.250
	2211	Taylor Gigandet			13.500				
	2206	Franklin Valentin			13.450	14.750	14.550	13.450	
	2212	Aidan-1 MacCuish			13.250				
	2209	Grant Cullen					14.000		13.100
	1213	Alexander Fitzgerald							12.850
6	Team R3	R3	409.650	70.850	68.150	67.300	71.300	67.550	64.500
				6	3	8	5T	7	8
	1272	Morgan Seyler		15.250	13.600			13.200	
	1263	Lane Siegle		14.300	13.350	13.100		13.250	12.950
	1280	Chase Rodriguez		13.850					
	1252	Timothy Fletcher		13.750	13.350	13.650		13.350	12.850
	1249	Cade Muldrow		13.700					12.750
	2251	Michael Abarca			14.100		14.150		13.150
	1277	Garrett Hughes			13.750				
	2246	Benjamin Swartout				14.100		13.600	
	1266	Calvin Rasmussen				13.450		14.150	
	2256	Ethan Kahn				13.000			
	2247	Luke Belvedere					15.000		
	2254	Nicholas Romanelli					14.150		
	2255	Lucas Beltran					14.050		
	1253	Travis Braud					13.950		
	2253	Alex Megahy							12.800

2016 Men's JO Nationals

JO Regional Team Results







May 4-8, 2016

Rank	Gym	Team	Score						
7	Team R4	R4	409.300	71.000 5	67.300 5	68.050 6	69.900 7	66.700 9	66.350 6
	2183	Jacob Schroeder		14.700				13.300	
	1186	Blake Wright		14.200					13.300
	2181	Ivan Rudnitski		14.100	13.700	14.350			13.100
	1314	Noah Scigliano		14.100					
	1174	Max Stergiades		13.900		13.900	13.750	13.450	
	1175	Colin Schwartz			14.100			13.450	
	1177	Andrew Eng			13.200	13.900			
	2180	John Anderson			13.150				
	1183	Noah Urwiler			13.150				
	2182	Jacob Goss				12.950			
	1184	Reuven-1 Roberson				12.950			
	2185	Derek Baumfalk					14.100	13.150	
	2186	Tucker Catlett					14.050		13.050
	1185	Mitchell Conzemius					14.000		13.400
	1181	Jacob Spahn					14.000		
	1182	Alex-1 Zymball						13.350	
	1179	Cash Buske							13.500
8	Team R9	R9	407.200	69.400 9	64.100 9	68.100 5	69.600 8	69.150 4	66.850 3T
	2193	Coleson Stodghill		14.350	12.550	14.450	14.100	13.400	14.050
	1202	Tony Christopulos		14.200			13.700	13.800	13.450
	2197	Caleb Jackson		13.750	12.750		14.200		12.600
	1199	Logan-2 Anderson		13.600					
	1195	Rory Carroll		13.500		13.250		13.750	13.150
	2191	Isaac Xiong			14.100	13.650		14.500	13.600
	1203	Jack Mismash			12.450				
	2192	Nicholas Boulineau			12.250	13.450			
	1196	Sammy Shepherd				13.300			
	2195	Cobie Brown					13.800	13.700	
	2199	Richard Marquez					13.800		

2016 Men's JO Nationals

JO Regional Team Results

May 4-8, 2016

Rank	Gym	Team	Score						
9	Team R2	R2	401.000	70.050	64.700	65.700	68.800	67.350	64.400
				8	8	9	9	8	9
	1163	Colton Dee		14.950	12.750	14.500	13.900	13.700	
	2167	Mitchell McHugh		14.050			13.300		
	1166	Ryker Shaw		13.800		13.250	14.300	13.450	13.100
	2172	Parker Chiapuzio		13.750	13.100		13.600	13.700	12.900
	1172	Luis Nadora		13.500	12.550	12.300			12.600
	2173	Zachary-1 Ochsenschlag			13.550				
	2170	Daniel Tu-Tygrs			12.750				
	2165	Conner Petellin				13.250			13.100
	2175	Braden Price				12.400			
	2168	Lincoln Powell					13.700		
	1171	Blaine Davis						13.300	
	1170	Anthony Xanthos						13.200	
	1164	Gianni-2 Young							12.700