

2016 Men's JE Finals

Meet Results - Multi







May 4-8, 2016

Page: 1
Printed: 5/7/2016 1:32:34 PM

Men / 10 / 17 yrs

Session: 7

Judge's Signatures

| Rank | Num | Name/Gym | |  |  |  |  |  |  | AA |
|------|------|---------------------------------------|-------------------|---|---|--|---|---|---|------------------|
| 1 | 2248 | Matthew Wenske Cypress Academy | Prelims Finals | 14.000 9.200 | 13.950 8.350 | 15.150 9.750 | 15.200 9.550 | 14.050 9.600 | 14.300 9.350 | 86.650 55.800 |
| | | | | <u>Combined Total:</u> | | | | | | <u>142.450</u> |
| 2 | 2242 | Jordan Kovach Bart Conner Gym Acad | Prelims Finals | 14.100 9.050 | 13.200 7.500 | 14.900 9.300 | 14.150 9.500 | 14.500 8.550 | 14.200 8.700 | 85.050 52.600 |
| | | | | <u>Combined Total:</u> | | | | | | <u>137.650</u> |
| 3 | 2194 | Cutter Fugett 5280 Gym North | Prelims Finals | 14.550 9.150 | 13.750 8.900 | 14.200 8.400 | 13.750 9.350 | 13.800 8.100 | 14.550 8.300 | 84.600 52.200 |
| | | | | <u>Combined Total:</u> | | | | | | <u>136.800</u> |
| 4 | 2277 | Mitchell Brown DeVeau's School | Prelims Finals | 14.100 8.700 | 14.350 8.900 | 12.000 8.150 | 14.500 8.500 | 14.600 8.900 | 14.350 9.250 | 83.900 52.400 |
| | | | | <u>Combined Total:</u> | | | | | | <u>136.300</u> |
| 5 | 2107 | Andrew Brower US Gym- Mahwah | Prelims Finals | 14.600 8.400 | 14.550 8.750 | 14.300 9.300 | 13.850 8.700 | 14.400 6.950 | 13.150 8.750 | 84.850 50.850 |
| | | | | <u>Combined Total:</u> | | | | | | <u>135.700</u> |
| 6 | 2280 | Connor Lewis Integrity Gym | Prelims Finals | 14.700 9.450 | 13.150 6.350 | 13.750 9.200 | 14.450 9.300 | 13.750 8.250 | 14.250 9.050 | 84.050 51.600 |
| | | | | <u>Combined Total:</u> | | | | | | <u>135.650</u> |
| 7 | 2272 | Bailey Perez Premier Gym Academy | Prelims Finals | 14.750 9.100 | 12.850 7.250 | 13.950 8.050 | 14.850 9.150 | 14.350 8.550 | 13.700 8.750 | 84.450 50.850 |
| | | | | <u>Combined Total:</u> | | | | | | <u>135.300</u> |
| 8 | 2210 | Jonathan Wang Levon's Gymnastics | Prelims Finals | 13.300 8.700 | 14.000 7.600 | 13.900 8.850 | 14.050 9.250 | 14.200 8.950 | 13.550 8.800 | 83.000 52.150 |
| | | | | <u>Combined Total:</u> | | | | | | <u>135.150</u> |
| 9 | 2121 | Kyte Crigger Apollo Gym- VA | Prelims Finals | 14.200 9.550 | 12.600 7.700 | 13.950 8.650 | 14.600 8.600 | 13.550 8.700 | 13.800 8.650 | 82.700 51.850 |
| | | | | <u>Combined Total:</u> | | | | | | <u>134.550</u> |
| 10 | 2164 | Andrew Herrador West Coast Olympic | Prelims Finals | 15.250 8.350 | 14.150 8.050 | 13.750 8.000 | 14.150 8.950 | 13.550 7.350 | 13.500 9.000 | 84.350 49.700 |
| | | | | <u>Combined Total:</u> | | | | | | <u>134.050</u> |
| 11 | 2235 | Anton Vorona TAG USA Gym | Prelims Finals | 14.050 8.850 | 13.900 8.300 | 14.800 8.700 | 13.150 8.550 | 12.800 9.050 | 12.300 9.250 | 81.000 52.700 |
| | | | | <u>Combined Total:</u> | | | | | | <u>133.700</u> |
| 12 | 2217 | Jacob Light Parkettes Mens T-PA | Prelims Finals | 14.650 8.250 | 13.750 6.750 | 15.250 9.050 | 14.600 9.300 | 13.700 7.450 | 12.300 8.450 | 84.250 49.250 |
| | | | | <u>Combined Total:</u> | | | | | | <u>133.500</u> |
| 13 | 2284 | Trevor North Hocking Valley Gym | Prelims Finals | 13.500 9.100 | 12.900 9.000 | 14.000 8.450 | 14.150 9.000 | 13.650 8.450 | 12.350 8.450 | 80.550 52.450 |
| | | | | <u>Combined Total:</u> | | | | | | <u>133.000</u> |

2016 Men's JE Finals

Meet Results - Multi






May 4-8, 2016

Page: 2

Printed: 5/7/2016 1:32:34 PM

Men / 10 / 17 yrs

Session: 7

| Rank | Num | Name/Gym | |  |  |  |  |  |  | AA |
|------|------|--|-------------------|---|---|--|---|---|---|------------------|
| 14 | 2118 | Frank Bradley Apollo Gym- VA | Prelims Finals | 14.300 9.150 | 12.300 8.750 | 13.400 8.100 | 13.950 9.200 | 13.850 7.800 | 13.400 8.150 | 81.200 51.150 |
| | | | | <u>Combined Total:</u> | | | | | | <u>132.350</u> |
| 15 | 2213 | Ben Provost Daggett's Gymnastics | Prelims Finals | 13.500 8.900 | 12.350 7.650 | 13.100 8.750 | 14.300 9.000 | 13.500 8.150 | 13.000 9.000 | 79.750 51.450 |
| | | | | <u>Combined Total:</u> | | | | | | <u>131.200</u> |
| 16 | 2109 | Sebastian Quiana US Gym- Mahwah | Prelims Finals | 15.200 8.550 | 13.200 6.500 | 13.050 7.750 | 14.600 9.050 | 13.500 8.250 | 13.200 7.950 | 82.750 48.050 |
| | | | | <u>Combined Total:</u> | | | | | | <u>130.800</u> |
| 17 | 2108 | Timothy Kutyla US Gym- Mahwah | Prelims Finals | 14.100 8.650 | 11.600 8.100 | 11.850 8.600 | 13.900 8.500 | 12.950 7.950 | 14.200 9.600 | 78.600 51.400 |
| | | | | <u>Combined Total:</u> | | | | | | <u>130.000</u> |
| 18 | 2204 | Nate Winneg NEAG- Marlborough | Prelims Finals | 13.400 8.400 | 13.450 8.500 | 11.950 8.150 | 14.000 9.200 | 13.350 8.650 | 12.600 8.300 | 78.750 51.200 |
| | | | | <u>Combined Total:</u> | | | | | | <u>129.950</u> |
| 19 | 2233 | Ryan Orce Sun Country Gym | Prelims Finals | 13.050 8.200 | 13.700 7.700 | 12.750 8.300 | 13.750 8.450 | 14.050 7.300 | 13.400 8.550 | 80.700 48.500 |
| | | | | <u>Combined Total:</u> | | | | | | <u>129.200</u> |
| 20 | 2196 | Kirk Malm Colorado Training | Prelims Finals | 14.000 8.950 | 12.450 8.050 | 12.200 7.000 | 13.450 9.300 | 13.400 6.550 | 13.100 9.050 | 78.600 48.900 |
| | | | | <u>Combined Total:</u> | | | | | | <u>127.500</u> |
| 21 | 2278 | Nicholas Guy DeVeau's School | Prelims Finals | 14.900 8.900 | 12.700 7.250 | 12.650 7.650 | 15.250 9.050 | 12.950 6.750 | 11.950 7.450 | 80.400 47.050 |
| | | | | <u>Combined Total:</u> | | | | | | <u>127.450</u> |
| 22 | 2244 | Gage Dyer Bart Conner Gym Acad | Prelims Finals | 13.950 9.000 | 12.700 7.650 | 13.000 7.000 | 14.050 9.400 | 13.500 7.250 | 11.300 8.400 | 78.500 48.700 |
| | | | | <u>Combined Total:</u> | | | | | | <u>127.200</u> |
| 23 | 2101 | Socrates Gavallas Monmouth Gym Acad | Prelims Finals | 13.100 8.450 | 13.500 7.250 | 12.550 7.800 | 13.050 6.600 | 13.550 7.950 | 13.450 8.900 | 79.200 46.950 |
| | | | | <u>Combined Total:</u> | | | | | | <u>126.150</u> |
| 24 | 2268 | Basil Szechinski Chicago Park | Prelims Finals | 11.500 8.750 | 12.850 7.550 | 12.700 8.300 | 14.450 9.300 | 13.250 8.650 | 12.950 5.800 | 77.700 48.350 |
| | | | | <u>Combined Total:</u> | | | | | | <u>126.050</u> |
| 25 | 2141 | Darrel Yamamura Elevate Gym Acad | Prelims Finals | 12.900 8.300 | 12.850 7.850 | 12.950 7.200 | 14.050 8.450 | 12.100 7.150 | 12.700 8.950 | 77.550 47.900 |
| | | | | <u>Combined Total:</u> | | | | | | <u>125.450</u> |
| 26 | 2146 | Kaden Love Galaxy Gym- CA | Prelims Finals | 13.600 8.600 | 11.250 5.600 | 13.350 8.100 | 14.000 9.100 | 12.950 7.700 | 13.050 7.900 | 78.200 47.000 |
| | | | | <u>Combined Total:</u> | | | | | | <u>125.200</u> |

2016 Men's JE Finals

Meet Results - Multi







May 4-8, 2016

Page: 3

Printed: 5/7/2016 1:32:34 PM

Men / 10 / 17 yrs

Session: 7

| Rank | Num | Name/Gym | |  |  |  |  |  |  | AA |
|------|------|------------------------------------|-------------------|---|---|--|---|---|---|------------------|
| 27 | 2137 | Brandon Wong Clovis Acad Of Gym | Prelims Finals | 13.350 8.100 | 11.100 5.000 | 14.750 7.600 | 13.100 8.300 | 13.300 0.000 | 11.550 7.650 | 77.150 36.650 |
| | | | | | | | | <u>Combined Total:</u> | <u>113.800</u> | |