

2016 Men's JO Nationals

Meet Results

May 4-8, 2016







Page: 1

Printed: 5/5/2016 10:10 PM

Men / 10 / 17 yrs, 18 yrs

Session: 3J, 3S







Judge's Signatures

Rank	Num	Name	Gym	Diff:							AA
1	2248	Matthew Wenske	Cypress Academy	Diff: 6.000	5.400	5.600	6.200	5.700	5.300		
				Exec: 8.000	8.550	9.550	9.100	8.350	9.000		
				ND: _____	_____	_____	-0.100	_____	_____		
				Final: 14.000	13.950	15.150	15.200	14.050	14.300	86.650	
				Place: 17T	7	2	2	6T	3	1	
2	2242	Jordan Kovach	Bart Conner Gym Acad	Diff: 5.800	5.000	5.700	4.700	5.300	5.400		
				Exec: 8.300	8.200	9.200	9.450	9.200	8.800		
				ND: _____	_____	_____	_____	_____	_____		
				Final: 14.100	13.200	14.900	14.150	14.500	14.200	85.050	
				Place: 12T	16T	4	11T	2	5*	2	
3	2107	Andrew Brower	US Gym- Mahwah	Diff: 5.700	5.500	5.400	4.700	5.100	4.800		
				Exec: 8.900	9.050	8.900	9.150	9.300	8.350		
				ND: _____	_____	_____	_____	_____	_____		
				Final: 14.600	14.550	14.300	13.850	14.400	13.150	84.850	
				Place: 7	1	7	24	3	18	3	
4	2194	Cutter Fugett	5280 Gym North	Diff: 5.300	4.800	4.900	4.400	4.900	5.300		
				Exec: 9.250	8.950	9.300	9.350	8.900	9.250		
				ND: _____	_____	_____	_____	_____	_____		
				Final: 14.550	13.750	14.200	13.750	13.800	14.550	84.600	
				Place: 8	9T	8	25T	11	1	4	
5	2272	Bailey Perez	Premier Gym Academy	Diff: 5.800	4.900	5.100	5.600	5.300	5.100		
				Exec: 8.950	7.950	8.850	9.250	9.050	8.600		
				ND: _____	_____	_____	_____	_____	_____		
				Final: 14.750	12.850	13.950	14.850	14.350	13.700	84.450	
				Place: 4	20T	10T	3	4	8T	5	
6	2164	Andrew Herrador	West Coast Olympic	Diff: 6.000	4.800	5.000	5.700	4.500	5.200		
				Exec: 9.250	9.350	8.750	8.750	9.050	8.300		
				ND: _____	_____	_____	-0.300	_____	_____		
				Final: 15.250	14.150	13.750	14.150	13.550	13.500	84.350	
				Place: 1	4	13T	11T	16T	11T	6	
7	2217	Jacob Light	Parkettes Mens T-PA	Diff: 5.600	4.900	5.900	6.100	5.100	4.600		
				Exec: 9.050	8.850	9.350	8.500	8.600	7.700		
				ND: _____	_____	_____	_____	_____	_____		
				Final: 14.650	13.750	15.250	14.600	13.700	12.300	84.250	
				Place: 6	9T	1	4T	13*	28*	7	
8	2280	Connor Lewis	Integrity Gym	Diff: 5.600	4.500	5.100	5.700	4.900	5.000		
				Exec: 9.100	8.650	8.650	8.850	8.850	9.250		
				ND: _____	_____	_____	-0.100	_____	_____		
				Final: 14.700	13.150	13.750	14.450	13.750	14.250	84.050	
				Place: 5	18	13T	8T	12	4	8	
9	2277	Mitchell Brown	DeVeau's School	Diff: 5.000	5.300	4.900	5.700	5.200	5.100		
				Exec: 9.100	9.050	7.100	8.900	9.400	9.250		
				ND: _____	_____	_____	-0.100	_____	_____		
				Final: 14.100	14.350	12.000	14.500	14.600	14.350	83.900	
				Place: 12T	2	30	7	1	2	9	
10	2210	Jonathan Wang	Levon's Gymnastics	Diff: 5.100	4.800	4.400	4.700	5.000	4.900		
				Exec: 8.200	9.200	9.500	9.350	9.200	8.650		
				ND: _____	_____	_____	_____	_____	_____		
				Final: 13.300	14.000	13.900	14.050	14.200	13.550	83.000	
				Place: 28	5T	12	14*	5	10	10	

2016 Men's JO Nationals

Meet Results







May 4-8, 2016

Rank	Num	Name	Gym							AA
11	2144	Thomas Chin	Gymnastics Olympica	Diff: 5.500	3.500	5.900	4.700	5.100	4.700	
				Exec: 8.550	9.000	9.200	9.250	8.600	8.800	
				ND:						
				Final: 14.050	12.500	15.100	13.950	13.700	13.500	82.800
				Place: 15T	26	3	20T	13*	11T	11
12	2109	Sebastian Quiana	US Gym- Mahwah	Diff: 6.400	4.900	5.400	5.600	5.200	5.000	
				Exec: 8.800	8.300	7.650	9.100	8.300	8.200	
				ND:			-0.100			
				Final: 15.200	13.200	13.050	14.600	13.500	13.200	82.750
				Place: 2	16T	20	4T	20T	17	12
13	2121	Kyte Crigger	Apollo Gym- VA	Diff: 6.100	3.900	4.900	5.300	4.800	4.600	
				Exec: 8.100	8.700	9.050	9.300	8.750	9.200	
				ND:						
				Final: 14.200	12.600	13.950	14.600	13.550	13.800	82.700
				Place: 10T	25	10T	4T	16T	7	13
14	2105	Favian Valdez	US Gym- Mahwah	Diff: 5.900	5.600	5.200	5.600	5.400	5.100	
				Exec: 7.700	8.400	7.950	8.000	8.600	8.350	
				ND:			-0.100			
				Final: 13.600	14.000	13.150	13.500	14.000	13.450	81.700
				Place: 21T	5T	18	27	8T	13T	14
15T	2118	Frank Bradley	Apollo Gym- VA	Diff: 5.400	4.800	4.800	4.800	4.400	4.400	
				Exec: 8.900	7.500	8.600	9.150	9.450	9.000	
				ND:						
				Final: 14.300	12.300	13.400	13.950	13.850	13.400	81.200
				Place: 9	29	15	20T	10	15T	15T
15T	2240	Zachary Treadway	Bart Conner Gym Acad	Diff: 5.000	5.000	4.500	4.700	5.300	5.100	
				Exec: 9.200	8.350	8.800	9.300	8.700	7.250	
				ND:						
				Final: 14.200	13.350	13.300	14.000	14.000	12.350	81.200
				Place: 10T	14	17	17*	8T	26T	15T
17	2133	Victor Eisenmen	Azarian Gymnastics	Diff: 5.600	4.900	5.100	4.700	5.100	4.900	
				Exec: 8.200	8.400	7.750	9.200	8.450	8.800	
				ND:						
				Final: 13.800	13.300	12.850	13.900	13.550	13.700	81.100
				Place: 20	15	23	22*	16T	8T	17
18	2235	Anton Vorona	TAG USA Gym	Diff: 4.700	5.100	5.600	3.800	5.200	4.600	
				Exec: 9.350	8.800	9.200	9.350	7.600	7.700	
				ND:						
				Final: 14.050	13.900	14.800	13.150	12.800	12.300	81.000
				Place: 15T	8	5	29	31	28*	18
19	2233	Ryan Orce	Sun Country Gym	Diff: 4.700	5.600	5.400	4.800	5.000	4.900	
				Exec: 8.350	8.100	7.350	9.050	9.050	8.500	
				ND:			-0.100			
				Final: 13.050	13.700	12.750	13.750	14.050	13.400	80.700
				Place: 30	11	24T	25T	6T	15T	19
20	2284	Trevor North	Hocking Valley Gym	Diff: 5.700	5.600	5.400	4.600	5.000	4.500	
				Exec: 7.800	7.300	8.600	9.550	8.650	7.850	
				ND:						
				Final: 13.500	12.900	14.000	14.150	13.650	12.350	80.550
				Place: 24T	19	9	11T	15	26T	20

2016 Men's JO Nationals

Meet Results







May 4-8, 2016

Rank	Num	Name	Gym							AA
21	2278	Nicholas Guy	DeVeau's School	Diff: 6.100	4.400	4.100	5.800	4.600	3.400	
				Exec: 8.800	8.300	8.550	9.450	8.350	8.550	
				ND:						
				Final: 14.900	12.700	12.650	15.250	12.950	11.950	80.400
				Place: 3	23T	27	1	28*	30	21
22	2213	Ben Provost	Daggett's Gymnastics	Diff: 5.500	4.400	4.800	4.700	4.400	4.900	
				Exec: 8.000	7.950	8.300	9.600	9.100	8.100	
				ND:						
				Final: 13.500	12.350	13.100	14.300	13.500	13.000	79.750
				Place: 24T	28	19	10	20T	21	22
23	2101	Socrates Gavallas	Monmouth Gym Acad	Diff: 4.500	4.600	4.400	4.400	5.000	5.000	
				Exec: 8.600	8.900	8.150	8.750	8.550	8.450	
				ND:			-0.100			
				Final: 13.100	13.500	12.550	13.050	13.550	13.450	79.200
				Place: 29	12	28	31	16T	13T	23
24	2204	Nate Winneg	NEAG- Marlborough	Diff: 4.800	4.900	4.700	4.700	4.600	4.800	
				Exec: 8.600	8.550	7.250	9.300	8.750	7.800	
				ND:						
				Final: 13.400	13.450	11.950	14.000	13.350	12.600	78.750
				Place: 26	13	31	17*	24	24	24
25T	2108	Timothy Kutyla	US Gym- Mahwah	Diff: 6.000	5.000	5.000	4.700	5.000	5.400	
				Exec: 8.100	6.600	6.850	9.200	7.950	8.800	
				ND:						
				Final: 14.100	11.600	11.850	13.900	12.950	14.200	78.600
				Place: 12T	30	32	22*	28T	5*	25T
25T	2196	Kirk Malm	Colorado Training	Diff: 5.100	5.300	4.400	4.400	4.400	4.200	
				Exec: 8.900	7.150	7.800	9.050	9.000	8.900	
				ND:						
				Final: 14.000	12.450	12.200	13.450	13.400	13.100	78.600
				Place: 17T	27	29	28	23	19	25T
27	2244	Gage Dyer	Bart Conner Gym Acad	Diff: 5.600	5.100	4.600	4.700	4.500	4.900	
				Exec: 8.350	7.600	8.400	9.350	9.000	6.400	
				ND:						
				Final: 13.950	12.700	13.000	14.050	13.500	11.300	78.500
				Place: 19	23T	21	14*	20T	32	27
28	2219	Matthew Wagner	EVO Gymnastics	Diff: 5.100	5.200	4.900	4.000	5.300	3.800	
				Exec: 8.450	9.100	7.850	8.150	7.850	8.700	
				ND:						
				Final: 13.550	14.300	12.750	12.150	13.150	12.500	78.400
				Place: 23	3	24T	32	27	25	28
29	2146	Kaden Love	Galaxy Gym- CA	Diff: 5.600	4.900	5.400	4.700	4.600	4.400	
				Exec: 8.000	6.350	7.950	9.300	8.350	8.650	
				ND:						
				Final: 13.600	11.250	13.350	14.000	12.950	13.050	78.200
				Place: 21T	31	16	17*	28*	20	29
30	2268	Basil Szechinski	Chicago Park	Diff: 5.700	4.600	4.900	5.300	4.700	4.900	
				Exec: 5.800	8.250	7.800	9.450	8.550	8.050	
				ND:			-0.300			
				Final: 11.500	12.850	12.700	14.450	13.250	12.950	77.700
				Place: 32	20T	26	8T	26	22	30

2016 Men's JO Nationals

Meet Results

May 4-8, 2016

Rank	Num	Name	Gym							AA
31	2141	Darrel Yamamura	Elevate Gym Acad	Diff: 4.400	5.000	4.700	4.700	4.400	4.400	
				Exec: 8.500	7.850	8.250	9.350	7.700	8.300	
				ND:						
				Final: 12.900	12.850	12.950	14.050	12.100	12.700	77.550
				Place: 31	20T	22	14*	32	23	31
32	2137	Brandon Wong	Clovis Acad Of Gym	Diff: 5.100	4.200	5.500	4.800	4.200	3.400	
				Exec: 8.250	6.900	9.250	8.400	9.100	8.150	
				ND:			-0.100			
				Final: 13.350	11.100	14.750	13.100	13.300	11.550	77.150
				Place: 27	32	6	30	25	31	32