

# 2016 Men's JO Nationals

## Meet Results

May 4-8, 2016







Page: 1

Printed: 5/5/2016 10:10 PM

Men / 10 / 15 yrs

Session: 3J,3S







Judge's Signatures

Rank	Num	Name	Gym	Diff							AA
1	1197	Vitaliy Guimaraes	5280 Gym North	Diff: 5.800	5.000	5.400	5.100	5.300	5.400		
				Exec: 9.300	9.050	9.100	9.250	9.400	8.850		
				ND:							
				Final: 15.100	14.050	14.500	14.350	14.700	14.250	86.950	
				Place: 2	5T	5	7	2T	4	1	
2	1225	Brody Malone	CartersvilleTwisters	Diff: 5.400	4.700	5.600	5.900	5.300	5.000		
				Exec: 8.600	9.500	9.000	9.300	9.450	8.950		
				ND:							
				Final: 14.000	14.200	14.600	15.200	14.750	13.950	86.700	
				Place: 13T	3T	4	1	1	6	2	
3	1273	David Pochinka	WOGA Plano	Diff: 5.500	5.400	5.400	4.700	5.800	4.800		
				Exec: 8.700	9.100	9.300	9.000	8.900	8.700		
				ND:							
				Final: 14.200	14.500	14.700	13.700	14.700	13.500	85.300	
				Place: 10	2	2	15*	2T	12T	3	
4	1112	Kevin Penev	RGA	Diff: 5.900	5.400	5.200	6.000	4.900	5.100		
				Exec: 8.850	8.350	8.900	9.200	8.700	8.300		
				ND:			-0.100				
				Final: 14.750	13.750	14.100	15.100	13.600	13.400	84.700	
				Place: 4	9	9*	2T	16T	14T	4	
5	1255	Khalil Jackson	Champion Gym Texas	Diff: 5.500	5.100	4.800	5.800	4.700	5.800		
				Exec: 8.600	8.950	9.000	9.250	8.750	8.550		
				ND:			-0.300				
				Final: 14.100	14.050	13.800	14.750	13.450	14.350	84.500	
				Place: 11T	5T	17	5	21	2	5	
6	1141	Angel Leon	Gym World Central	Diff: 6.200	5.000	5.300	4.700	5.300	5.400		
				Exec: 9.200	9.200	9.350	9.100	9.150	6.300		
				ND:			-0.100				
				Final: 15.400	14.200	14.650	13.700	14.450	11.700	84.100	
				Place: 1	3T	3	15T	6	39	6	
7	1259	Ian Gunther	Cypress Academy	Diff: 4.600	5.500	5.200	3.800	5.400	5.400		
				Exec: 9.000	9.450	9.100	8.100	8.900	9.200		
				ND:							
				Final: 13.600	14.950	14.300	11.900	14.300	14.600	83.650	
				Place: 22T	1	6T	38	8	1	7	
8	1210	Michael Fletcher	NEAG- Marlborough	Diff: 4.800	5.000	5.200	4.700	5.300	5.300		
				Exec: 9.000	8.600	8.550	9.550	9.200	7.950		
				ND:			-0.100				
				Final: 13.800	13.600	13.750	14.150	14.500	13.250	83.050	
				Place: 17T	10	18T	8	5	18T	8	
9	1219	Nikita Bolotsky	Kingdom Gym	Diff: 5.700	5.500	5.500	4.400	4.900	4.900		
				Exec: 8.900	8.400	8.800	9.300	7.950	8.650		
				ND:							
				Final: 14.600	13.900	14.300	13.700	12.850	13.550	82.900	
				Place: 5	8	6T	15T	32T	11	9	
10	1276	Joshua Davis	WOGA Frisco	Diff: 5.600	4.100	5.200	5.000	5.200	5.200		
				Exec: 8.000	8.900	8.850	9.400	8.300	8.800		
				ND:							
				Final: 13.600	13.000	14.050	14.400	13.500	14.000	82.550	
				Place: 22T	21	11*	6	19T	5	10	

# 2016 Men's JO Nationals

## Meet Results







May 4-8, 2016

Rank	Num	Name	Gym							AA
11	1148	Daniel Yoon	SCATS Gymnastics	Diff: 5.500	4.900	5.200	4.800	5.100	4.900	
				Exec: 9.100	8.600	8.900	8.700	8.050	8.400	
				ND: -0.100						
				Final: 14.500	13.500	14.100	13.500	13.150	13.300	82.050
				Place: 6T	12*	9*	22	28	17	11
12	1152	Blake Wilson	SCEGA Gymnastics	Diff: 5.500	5.100	4.500	4.700	4.600	4.900	
				Exec: 8.900	7.650	9.050	8.950	9.100	8.900	
				ND:						
				Final: 14.400	12.750	13.550	13.650	13.700	13.800	81.850
				Place: 8	26T	21	19	14	7*	12
13	1206	Liam Doherty-Herwitz	Brestyan's	Diff: 5.400	4.100	4.900	5.700	4.500	4.900	
				Exec: 8.100	8.650	9.050	9.100	8.800	8.600	
				ND: -0.100						
				Final: 13.400	12.750	13.950	14.800	13.300	13.500	81.700
				Place: 27T	26T	14T	4	24	12T	13
14T	1315	Stewart Brown	Foothills Gym	Diff: 5.200	3.800	3.100	5.700	4.900	4.200	
				Exec: 8.900	9.100	8.500	9.500	9.800	9.050	
				ND:			-0.100			
				Final: 14.100	12.900	11.600	15.100	14.700	13.250	81.650
				Place: 11T	22T	37	2T	2T	18T	14T
14T	1156	Christopher Osgood	Victory Gym Acad	Diff: 4.900	4.200	5.100	4.700	4.100	4.600	
				Exec: 8.900	8.950	8.900	9.050	9.450	8.800	
				ND:						
				Final: 13.800	13.150	14.000	13.750	13.550	13.400	81.650
				Place: 17T	19	13	14	18	14T	14T
16	1297	Curran Phillips	Prairie Gym Club	Diff: 5.200	4.900	4.500	4.700	4.700	4.900	
				Exec: 9.300	7.500	8.500	8.650	9.400	9.400	
				ND:			-0.100			
				Final: 14.500	12.400	13.000	13.250	14.100	14.300	81.550
				Place: 6T	32T	26	27	9	3	16
17	1262	Joshua Williams	Cypress Academy	Diff: 5.600	4.400	5.900	4.800	5.100	4.500	
				Exec: 7.000	8.800	9.300	9.050	8.300	8.400	
				ND:						
				Final: 12.600	13.200	15.200	13.850	13.400	12.900	81.150
				Place: 37	17T	1	11T	22	21T	17
18	1312	Kevin Portofee	Thames Valley	Diff: 5.600	4.300	4.700	4.700	4.500	4.400	
				Exec: 9.300	8.300	8.000	9.400	9.000	8.400	
				ND:						
				Final: 14.900	12.600	12.700	14.100	13.500	12.800	80.600
				Place: 3	30	32	9	19T	24T	18
19	1298	Matthew Szot	Prairie Gym Club	Diff: 5.200	4.400	5.200	4.700	4.400	3.500	
				Exec: 9.050	8.850	8.850	9.000	8.500	8.550	
				ND:						
				Final: 14.250	13.250	14.050	13.700	12.900	12.050	80.200
				Place: 9	15*	11*	15*	31	38	19
20	1150	Brandon Hsu	SCATS Gymnastics	Diff: 5.100	4.500	5.100	4.700	5.100	4.200	
				Exec: 8.500	7.850	8.850	8.650	8.950	8.250	
				ND:						
				Final: 13.600	12.350	13.950	13.350	14.050	12.450	79.750
				Place: 22T	34	14T	25	10T	34	20

# 2016 Men's JO Nationals

## Meet Results







May 4-8, 2016

Rank	Num	Name	Gym							AA
21T	1234	Evan Kriley	LaFleur's Tampa	Diff: 4.900	4.800	4.500	4.000	4.100	4.800	
				Exec: 8.750	8.650	8.400	8.350	9.500	8.850	
				ND: _____	_____	_____	-0.100	_____	_____	
				Final: 13.650	13.450	12.900	12.250	13.600	13.650	79.500
				Place: 21	14	27T	37	16T	10	21T
21T	1209	Dylan LeClair	NEAG- Marlborough	Diff: 4.800	4.800	4.200	4.800	4.800	4.100	
				Exec: 8.450	8.300	8.250	9.150	9.250	8.700	
				ND: _____	_____	_____	-0.100	_____	_____	
				Final: 13.250	13.100	12.450	13.850	14.050	12.800	79.500
				Place: 32T	20	34T	11T	10T	24T	21T
23	1200	Dillan King	USA Gym World	Diff: 5.000	4.900	5.000	4.400	4.900	5.300	
				Exec: 8.400	8.600	8.150	8.800	8.750	7.550	
				ND: _____	_____	_____	-0.300	_____	_____	
				Final: 13.400	13.500	13.150	12.900	13.650	12.850	79.450
				Place: 27T	12*	25	31T	15	23	23
24	1207	Jonathan Liu	NEAG- Marlborough	Diff: 4.900	5.100	4.700	5.000	4.900	4.400	
				Exec: 8.150	7.300	8.050	9.050	9.450	8.300	
				ND: _____	_____	_____	_____	_____	_____	
				Final: 13.050	12.400	12.750	14.050	14.350	12.700	79.300
				Place: 35	32T	31	10	7	27*	24
25	1310	Dexter Roettker	Hocking Valley Gym	Diff: 5.400	4.500	5.100	4.800	4.700	4.600	
				Exec: 8.700	7.100	8.400	8.800	8.150	9.200	
				ND: -0.300	_____	_____	_____	_____	_____	
				Final: 13.800	11.600	13.500	13.600	12.850	13.800	79.150
				Place: 17T	38	22	20T	32T	7T	25
26	1275	Travis Cooper	WOGA Frisco	Diff: 5.000	4.400	4.900	4.700	4.200	4.200	
				Exec: 9.100	8.500	8.450	8.900	8.350	8.500	
				ND: -0.100	_____	_____	_____	_____	_____	
				Final: 14.000	12.900	13.350	13.600	12.550	12.700	79.100
				Place: 13T	22T	24	20T	37	27T	26
27	1134	Allen Shadan	Azarian Gymnastics	Diff: 4.700	4.100	4.800	4.400	5.300	5.000	
				Exec: 8.600	8.700	8.600	8.600	8.550	7.500	
				ND: _____	_____	_____	_____	_____	_____	
				Final: 13.300	12.800	13.400	13.000	13.850	12.500	78.850
				Place: 29T	25	23	29T	12	30T	27
28	1256	Curtis Chang	Champion Gym Texas	Diff: 5.100	5.100	4.700	4.400	4.400	4.400	
				Exec: 8.800	8.450	9.250	8.000	8.000	8.300	
				ND: _____	_____	_____	-0.100	_____	_____	
				Final: 13.900	13.550	13.950	12.300	12.400	12.700	78.800
				Place: 15	11	14T	36	39	27*	28
29	1105	Dimitry Pressimone	Surgent's Elite Gym	Diff: 4.500	4.700	4.100	3.800	4.300	4.400	
				Exec: 8.800	8.500	8.700	8.800	8.950	9.000	
				ND: _____	_____	_____	_____	_____	_____	
				Final: 13.300	13.200	12.800	12.600	13.250	13.400	78.550
				Place: 29T	17T	30	34	25T	14T	29
30	1130	Brady Yamamoto	Aspire Jr. Sun Devils	Diff: 5.400	3.900	4.800	5.200	4.700	6.100	
				Exec: 8.150	6.800	8.950	8.650	8.650	6.950	
				ND: _____	_____	_____	_____	_____	_____	
				Final: 13.550	10.700	13.750	13.850	13.350	13.050	78.250
				Place: 25	39	18T	11T	23	20	30

# 2016 Men's JO Nationals

## Meet Results

May 4-8, 2016

Rank	Num	Name	Gym							AA
31	1106	Eric Lung	Surgent's Elite Gym	Diff: 5.000 Exec: 8.250 ND: Final: 13.250 Place: 32T	4.300 7.450	4.700 9.050	4.400 9.050	4.400 8.700	4.400 8.500	78.200 31
32	1131	Joseph Taka Giese	Azarian Gymnastics	Diff: 4.800 Exec: 8.150 ND: -0.300 Final: 12.650 Place: 36	4.500 7.750	5.200 9.050	4.700 8.600	4.700 8.050	3.900 8.850	77.650 32
33	1158	Eric DeLuna	Vitaly Scherbo Gym	Diff: 5.600 Exec: 7.850 ND: Final: 13.450 Place: 26	4.400 8.250	4.700 7.600	4.700 8.700	4.900 8.350	4.500 7.850	77.400 33
34	1108	Zachary Mitchell	Hotshots Gymnastics	Diff: 4.500 Exec: 8.750 ND: -0.100 Final: 13.150 Place: 34	4.300 8.550	4.600 8.300	3.800 8.850	4.500 8.700	4.400 8.100	77.250 34
35	1153	Caleb Rickard	Sokol Gymnastics	Diff: 5.100 Exec: 8.700 ND: Final: 13.800 Place: 17T	4.100 8.350	4.700 8.150	4.400 8.900	4.600 8.000	5.400 6.750	77.150 35
36	1169	Peyton Hobson	OMEGA Gymnastics	Diff: 4.900 Exec: 8.950 ND: Final: 13.850 Place: 16	4.400 8.850	3.500 9.000	3.600 8.850	4.300 8.350	3.100 9.400	77.100 36
37	1248	Andy Rodriguez	Universal Gymnastics	Diff: 4.800 Exec: 8.500 ND: Final: 13.300 Place: 29T	4.200 7.500	4.200 7.100	4.400 8.700	5.000 8.800	4.900 8.900	77.000 37
38	1119	Andrew Lyubovsky	Capital Gym NTC-VA	Diff: 4.800 Exec: 7.700 ND: Final: 12.500 Place: 38	3.900 8.750	4.900 7.550	4.100 8.900	5.600 7.500	5.200 7.300	76.100 38
39	1293	Everett Kohinke	Queen City Gym	Diff: 0.000 Exec: 0.000 ND: Final: 0.000 Place: 39	5.000 8.950	3.800 6.900	0.000 0.000	4.500 7.950	4.000 8.300	49.400 39