







2016 Men's JO Nationals

Meet Results







May 4-8, 2016

Rank	Num	Name	Gym							AA
1	1192	Shane Wiskus	MHG	Diff: 6.200	5.300	5.700	5.700	6.000	6.100	
				Exec: 8.200	8.650	9.650	9.150	8.900	8.700	
				ND:						
				Final: 14.400	13.950	15.350	14.850	14.900	14.800	88.250
				Place: 14T	14T	1	9T	2	2	1
2	1260	Alexei Vernyi	Cypress Academy	Diff: 6.800	5.000	5.500	6.200	5.400	5.300	
				Exec: 8.900	8.450	9.450	9.150	9.200	8.500	
				ND: -0.100						
				Final: 15.600	13.450	14.950	15.350	14.600	13.800	87.750
				Place: 1	25*	6T	1	8	20T	2
3	1197	Vitaliy Guimaraes	5280 Gym North	Diff: 5.800	5.000	5.400	5.100	5.300	5.400	
				Exec: 9.300	9.050	9.100	9.250	9.400	8.850	
				ND:						
				Final: 15.100	14.050	14.500	14.350	14.700	14.250	86.950
				Place: 4	11T	14	18*	5T	8*	3
4	1225	Brody Malone	CartersvilleTwisters	Diff: 5.400	4.700	5.600	5.900	5.300	5.000	
				Exec: 8.600	9.500	9.000	9.300	9.450	8.950	
				ND:						
				Final: 14.000	14.200	14.600	15.200	14.750	13.950	86.700
				Place: 27T	7T	13	3	3T	15T	4
5	1274	Griffin Kehler	WOGA Frisco	Diff: 6.300	5.100	5.100	5.300	5.200	5.300	
				Exec: 9.200	8.800	9.150	9.400	9.100	8.700	
				ND:						
				Final: 15.500	13.900	14.250	14.700	14.300	14.000	86.650
				Place: 2	17T	20T	14T	12T	12T	5
6	1147	Cameron Bock	SCATS Gymnastics	Diff: 6.000	6.200	5.700	5.800	6.200	6.000	
				Exec: 7.000	6.900	9.100	9.300	8.750	8.950	
				ND:						
				Final: 13.000	13.100	14.800	15.100	14.950	14.950	85.900
				Place: 67	36T	8	4T	1	1	6
7	1282	Maxim Andryushchenko	Lakeshore Academy	Diff: 5.800	5.400	5.500	6.000	5.400	5.500	
				Exec: 8.900	8.750	8.850	8.700	8.550	8.500	
				ND:						
				Final: 14.700	14.150	14.350	14.700	13.950	14.000	85.850
				Place: 9T	9	17	14T	19T	12T	7
8	1159	Bennet Huang	West Coast Olympic	Diff: 6.000	6.100	4.800	5.800	5.000	5.000	
				Exec: 8.100	9.250	9.000	9.250	8.950	8.850	
				ND:			-0.300			
				Final: 14.100	15.350	13.800	14.750	13.950	13.850	85.800
				Place: 22T	1	37*	12*	19T	19	8
9	1305	Jacob Moore	Geddert's Twistars	Diff: 5.800	5.700	4.900	5.100	4.900	5.100	
				Exec: 9.250	9.200	9.550	9.250	8.400	8.350	
				ND:						
				Final: 15.050	14.900	14.450	14.350	13.300	13.450	85.500
				Place: 5	3	15T	18*	47T	34T	9
10	1273	David Pochinka	WOGA Plano	Diff: 5.500	5.400	5.400	4.700	5.800	4.800	
				Exec: 8.700	9.100	9.300	9.000	8.900	8.700	
				ND:						
				Final: 14.200	14.500	14.700	13.700	14.700	13.500	85.300
				Place: 20T	6	10	37*	5T	31T	10

2016 Men's JO Nationals

Meet Results







May 4-8, 2016

Rank	Num	Name	Gym							AA
11T	1313	Andrew Bitner	Gymnastix	Diff: 5.700	5.600	5.500	5.600	5.000	4.900	
				Exec: 9.050	7.550	9.250	8.700	8.800	9.050	
				ND: _____	_____	_____	_____	_____	_____	
				Final: 14.750	13.150	14.750	14.300	13.800	13.950	84.700
				Place: 7T	34T	9	21	26*	15T	11T
11T	1112	Kevin Penev	RGA	Diff: 5.900	5.400	5.200	6.000	4.900	5.100	
				Exec: 8.850	8.350	8.900	9.200	8.700	8.300	
				ND: _____	_____	_____	-0.100	_____	_____	
				Final: 14.750	13.750	14.100	15.100	13.600	13.400	84.700
				Place: 7T	19	24*	4T	32T	36T	11T
13T	1255	Khalil Jackson	Champion Gym Texas	Diff: 5.500	5.100	4.800	5.800	4.700	5.800	
				Exec: 8.600	8.950	9.000	9.250	8.750	8.550	
				ND: _____	_____	_____	-0.300	_____	_____	
				Final: 14.100	14.050	13.800	14.750	13.450	14.350	84.500
				Place: 22T	11T	37*	12*	41T	5	13T
13T	1279	Blake Sun	Alamo Gym Center	Diff: 5.800	5.100	4.900	4.400	5.800	5.100	
				Exec: 8.550	9.000	8.800	9.250	8.950	8.850	
				ND: _____	_____	_____	_____	_____	_____	
				Final: 14.350	14.100	13.700	13.650	14.750	13.950	84.500
				Place: 18	10	43T	42T	3T	15T	13T
15	1304	Russell Johnson	DeVeau's School	Diff: 4.800	5.200	5.700	4.900	4.800	4.700	
				Exec: 8.650	8.750	9.300	9.350	9.150	9.050	
				ND: _____	_____	_____	_____	_____	_____	
				Final: 13.450	13.950	15.000	14.250	13.950	13.750	84.350
				Place: 50T	14T	4T	22	19T	25T	15
16	1141	Angel Leon	GymWorld Central	Diff: 6.200	5.000	5.300	4.700	5.300	5.400	
				Exec: 9.200	9.200	9.350	9.100	9.150	6.300	
				ND: _____	_____	_____	-0.100	_____	_____	
				Final: 15.400	14.200	14.650	13.700	14.450	11.700	84.100
				Place: 3	7T	11T	37T	10	71	16
17	1259	Ian Gunther	Cypress Academy	Diff: 4.600	5.500	5.200	3.800	5.400	5.400	
				Exec: 9.000	9.450	9.100	8.100	8.900	9.200	
				ND: _____	_____	_____	_____	_____	_____	
				Final: 13.600	14.950	14.300	11.900	14.300	14.600	83.650
				Place: 44T	2	18T	71	12T	3*	17
18	1303	Parker Clayton	DeVeau's School	Diff: 5.000	4.400	6.200	4.800	4.800	4.800	
				Exec: 8.750	8.650	8.750	9.550	9.100	8.800	
				ND: _____	_____	_____	_____	_____	_____	
				Final: 13.750	13.050	14.950	14.350	13.900	13.600	83.600
				Place: 39	38	6T	18T	22T	29	18
19	1221	Addison Chung	Levon's Gymnastics	Diff: 5.100	5.000	5.500	4.700	4.900	4.900	
				Exec: 8.300	9.000	9.500	8.700	9.250	8.600	
				ND: _____	_____	_____	_____	_____	_____	
				Final: 13.400	14.000	15.000	13.400	14.150	13.500	83.450
				Place: 52T	13	4T	50*	14	31*	19
20	1254	Davis Grooms	Champion Gym Texas	Diff: 5.600	5.400	5.600	5.400	5.300	5.500	
				Exec: 8.900	5.900	9.050	9.600	8.350	8.800	
				ND: -0.100	_____	_____	_____	_____	_____	
				Final: 14.400	11.300	14.650	15.000	13.650	14.300	83.300
				Place: 14T	70	11T	7T	30T	6T	20

2016 Men's JO Nationals

Meet Results







May 4-8, 2016

Rank	Num	Name	Gym							AA
21	1133	Shane Sadighi	Azarian Gymnastics	Diff: 5.300	5.300	5.600	4.800	5.100	4.800	
				Exec: 8.400	8.100	9.700	9.150	8.500	8.450	
				ND:						
				Final: 13.700	13.400	15.300	13.950	13.600	13.250	83.200
				Place: 40T	29	2	30	32*	43T	21
22	1210	Michael Fletcher	NEAG- Marlborough	Diff: 4.800	5.000	5.200	4.700	5.300	5.300	
				Exec: 9.000	8.600	8.550	9.550	9.200	7.950	
				ND:			-0.100			
				Final: 13.800	13.600	13.750	14.150	14.500	13.250	83.050
				Place: 33T	21	39T	23	9	43T	22
23	1208	Nicholas Merryman	NEAG- Marlborough	Diff: 4.900	5.600	5.400	4.400	5.100	5.500	
				Exec: 8.500	9.250	9.050	8.900	8.500	7.950	
				ND:			-0.100			
				Final: 13.400	14.850	14.450	13.200	13.600	13.450	82.950
				Place: 52T	4	15T	57	32*	34T	23
24	1219	Nikita Bolotsky	Kingdom Gym	Diff: 5.700	5.500	5.500	4.400	4.900	4.900	
				Exec: 8.900	8.400	8.800	9.300	7.950	8.650	
				ND:						
				Final: 14.600	13.900	14.300	13.700	12.850	13.550	82.900
				Place: 11	17T	18T	37T	61T	30	24
25	1276	Joshua Davis	WOGA Frisco	Diff: 5.600	4.100	5.200	5.000	5.200	5.200	
				Exec: 8.000	8.900	8.850	9.400	8.300	8.800	
				ND:						
				Final: 13.600	13.000	14.050	14.400	13.500	14.000	82.550
				Place: 44T	39T	27*	17	39T	12T	25
26	1103	Evan Hymanson	Monmouth Gym Acad	Diff: 5.900	4.600	5.300	4.800	5.600	5.400	
				Exec: 8.200	7.300	8.700	9.250	8.500	8.850	
				ND:						
				Final: 14.100	11.900	14.000	14.050	14.100	14.250	82.400
				Place: 22T	63	30T	27T	15T	8*	26
27	1122	Sean Neighbarger	Gymstrada Gym	Diff: 5.900	4.100	5.200	5.800	5.000	4.900	
				Exec: 8.500	8.300	8.750	9.050	8.250	8.500	
				ND:						
				Final: 14.400	12.400	13.950	14.850	13.250	13.400	82.250
				Place: 14T	57T	32T	9T	50T	36T	27
28	1148	Daniel Yoon	SCATS Gymnastics	Diff: 5.500	4.900	5.200	4.800	5.100	4.900	
				Exec: 9.100	8.600	8.900	8.700	8.050	8.400	
				ND:	-0.100					
				Final: 14.500	13.500	14.100	13.500	13.150	13.300	82.050
				Place: 12T	23*	24*	46	54	42	28
29	1152	Blake Wilson	SCEGA Gymnastics	Diff: 5.500	5.100	4.500	4.700	4.600	4.900	
				Exec: 8.900	7.650	9.050	8.950	9.100	8.900	
				ND:						
				Final: 14.400	12.750	13.550	13.650	13.700	13.800	81.850
				Place: 14T	47T	47	42T	28T	20*	29
30T	1136	Ryan McVay	Extreme Gym- CA	Diff: 4.900	5.000	5.400	4.700	5.100	5.300	
				Exec: 8.450	7.700	8.850	8.650	8.800	8.850	
				ND:						
				Final: 13.350	12.700	14.250	13.350	13.900	14.150	81.700
				Place: 56	50	20T	52*	22T	10	30T

2016 Men's JO Nationals

Meet Results







May 4-8, 2016

Rank	Num	Name	Gym							AA
30T	1206	Liam Doherty-Herwitz	Brestyan's	Diff: 5.400	4.100	4.900	5.700	4.500	4.900	
				Exec: 8.100	8.650	9.050	9.100	8.800	8.600	
				ND: -0.100						
				Final: 13.400	12.750	13.950	14.800	13.300	13.500	81.700
				Place: 52T	47T	32T	11	47T	31*	30T
32T	1315	Stewart Brown	Foothills Gym	Diff: 5.200	3.800	3.100	5.700	4.900	4.200	
				Exec: 8.900	9.100	8.500	9.500	9.800	9.050	
				ND:			-0.100			
				Final: 14.100	12.900	11.600	15.100	14.700	13.250	81.650
				Place: 22*	41T	70	4T	5T	43T	32T
32T	1156	Christopher Osgood	Victory Gym Acad	Diff: 4.900	4.200	5.100	4.700	4.100	4.600	
				Exec: 8.900	8.950	8.900	9.050	9.450	8.800	
				ND:						
				Final: 13.800	13.150	14.000	13.750	13.550	13.400	81.650
				Place: 33T	34T	30T	35T	37T	36T	32T
34	1297	Curran Phillips	Prairie Gym Club	Diff: 5.200	4.900	4.500	4.700	4.700	4.900	
				Exec: 9.300	7.500	8.500	8.650	9.400	9.400	
				ND:			-0.100			
				Final: 14.500	12.400	13.000	13.250	14.100	14.300	81.550
				Place: 12T	57T	54T	56	15T	6T	34
35	1142	Brennan Pantazis	Gymnastics Nevada	Diff: 6.400	5.300	5.300	5.900	5.100	5.400	
				Exec: 8.300	6.650	6.900	9.350	8.350	8.400	
				ND:						
				Final: 14.700	11.950	12.200	15.250	13.450	13.800	81.350
				Place: 9T	62	68	2	41T	20T	35
36	1154	Thomas Lee	Stanford Boys Gym	Diff: 5.000	4.800	5.300	4.900	5.100	5.400	
				Exec: 8.700	6.600	8.750	9.150	8.300	9.200	
				ND:						
				Final: 13.700	11.400	14.050	14.050	13.400	14.600	81.200
				Place: 40T	69	27T	27T	43*	3*	36
37	1262	Joshua Williams	Cypress Academy	Diff: 5.600	4.400	5.900	4.800	5.100	4.500	
				Exec: 7.000	8.800	9.300	9.050	8.300	8.400	
				ND:						
				Final: 12.600	13.200	15.200	13.850	13.400	12.900	81.150
				Place: 69	32T	3	31*	43*	48T	37
38	1191	Henry Meeker	MHG	Diff: 5.200	5.000	5.200	4.800	4.700	4.500	
				Exec: 8.600	8.450	8.500	9.300	8.600	8.100	
				ND:						
				Final: 13.800	13.450	13.700	14.100	13.300	12.600	80.950
				Place: 33*	25*	43T	24T	47T	58	38
39	1235	Keeley Maigne	LaFleur's Tampa	Diff: 4.300	5.300	4.900	3.600	4.800	4.200	
				Exec: 8.800	9.250	9.350	9.350	8.000	9.150	
				ND:			-0.100			
				Final: 13.100	14.550	14.250	12.850	12.800	13.350	80.900
				Place: 65	5	20T	64	63	41	39
40	1201	Scott McMurray	USA Gym World	Diff: 4.800	5.300	4.700	4.700	4.700	4.900	
				Exec: 8.750	7.550	8.900	8.500	9.200	8.850	
				ND:			-0.100			
				Final: 13.550	12.850	13.600	13.100	13.900	13.750	80.750
				Place: 48T	43T	45T	58T	22T	25T	40

2016 Men's JO Nationals

Meet Results







May 4-8, 2016

Rank	Num	Name	Gym							AA
41	1312	Kevin Portofee	Thames Valley	Diff: 5.600	4.300	4.700	4.700	4.500	4.400	
				Exec: 9.300	8.300	8.000	9.400	9.000	8.400	
				ND: _____	_____	_____	_____	_____	_____	
				Final: 14.900	12.600	12.700	14.100	13.500	12.800	80.600
				Place: 6	53T	62	24T	39T	52T	41
42	1298	Matthew Szot	Prairie Gym Club	Diff: 5.200	4.400	5.200	4.700	4.400	3.500	
				Exec: 9.050	8.850	8.850	9.000	8.500	8.550	
				ND: _____	_____	_____	_____	_____	_____	
				Final: 14.250	13.250	14.050	13.700	12.900	12.050	80.200
				Place: 19	30*	27*	37*	60	68T	42
43T	1139	Benjamin Allins	Gymnastics Olympica	Diff: 5.200	4.700	5.200	4.700	5.200	4.400	
				Exec: 9.000	7.750	8.900	9.150	8.400	7.650	
				ND: _____	_____	_____	-0.100	_____	_____	
				Final: 14.200	12.450	14.100	13.750	13.600	12.050	80.150
				Place: 20T	55T	24*	35T	32T	68T	43T
43T	1239	Nikita Potapov	Oldsmar Boys Gym	Diff: 5.200	4.800	4.800	4.800	4.700	4.800	
				Exec: 8.900	7.950	8.000	8.750	8.700	8.850	
				ND: _____	_____	_____	-0.100	_____	_____	
				Final: 14.100	12.750	12.800	13.450	13.400	13.650	80.150
				Place: 22*	47T	59T	47T	43T	27*	43T
45	1265	Collin Lillie	Infinite Bounds	Diff: 5.400	4.800	5.400	5.300	4.600	4.300	
				Exec: 7.850	7.800	8.200	9.700	8.450	8.250	
				ND: _____	_____	_____	_____	_____	_____	
				Final: 13.250	12.600	13.600	15.000	13.050	12.550	80.050
				Place: 60T	53T	45T	7T	58	59	45
46	1224	Ethan Esval	Atlanta Sch Of Gym	Diff: 5.400	4.900	4.800	4.700	4.500	4.800	
				Exec: 8.200	7.900	8.700	9.000	7.800	9.300	
				ND: _____	_____	_____	_____	_____	_____	
				Final: 13.600	12.800	13.500	13.700	12.300	14.100	80.000
				Place: 44T	45T	48T	37*	70	11	46
47	1150	Brandon Hsu	SCATS Gymnastics	Diff: 5.100	4.500	5.100	4.700	5.100	4.200	
				Exec: 8.500	7.850	8.850	8.650	8.950	8.250	
				ND: _____	_____	_____	_____	_____	_____	
				Final: 13.600	12.350	13.950	13.350	14.050	12.450	79.750
				Place: 44T	60	32T	52*	17T	64	47
48	1216	Josh Seltzer	Buffalo Grove Gym	Diff: 5.000	4.900	4.900	4.800	4.800	3.200	
				Exec: 8.550	8.100	9.000	9.050	8.900	8.800	
				ND: -0.300	_____	_____	_____	_____	_____	
				Final: 13.250	13.000	13.900	13.850	13.700	12.000	79.700
				Place: 60T	39T	36	31*	28T	70	48
49T	1234	Evan Kriley	LaFleur's Tampa	Diff: 4.900	4.800	4.500	4.000	4.100	4.800	
				Exec: 8.750	8.650	8.400	8.350	9.500	8.850	
				ND: _____	_____	_____	-0.100	_____	_____	
				Final: 13.650	13.450	12.900	12.250	13.600	13.650	79.500
				Place: 43	25T	56T	69T	32T	27*	49T
49T	1209	Dylan LeClair	NEAG- Marlborough	Diff: 4.800	4.800	4.200	4.800	4.800	4.100	
				Exec: 8.450	8.300	8.250	9.150	9.250	8.700	
				ND: _____	_____	_____	-0.100	_____	_____	
				Final: 13.250	13.100	12.450	13.850	14.050	12.800	79.500
				Place: 60T	36T	65T	31T	17T	52T	49T

2016 Men's JO Nationals

Meet Results







May 4-8, 2016

Rank	Num	Name	Gym							AA
51T	1261	Anthony Stroud	Cypress Academy	Diff: 5.200	4.500	4.100	3.200	4.700	5.000	
				Exec: 8.600	8.950	8.900	9.050	8.850	8.400	
				ND: _____	_____	_____	_____	_____	_____	
				Final: 13.800	13.450	13.000	12.250	13.550	13.400	79.450
				Place: 33*	25T	54T	69T	37T	36T	51T
51T	1200	Dillan King	USA Gym World	Diff: 5.000	4.900	5.000	4.400	4.900	5.300	
				Exec: 8.400	8.600	8.150	8.800	8.750	7.550	
				ND: _____	_____	_____	-0.300	_____	_____	
				Final: 13.400	13.500	13.150	12.900	13.650	12.850	79.450
				Place: 52T	23*	53	62T	30T	51	51T
53	1283	Cobey Pava	Lakeshore Academy	Diff: 5.200	4.900	5.400	5.600	5.000	4.500	
				Exec: 8.700	6.700	8.350	8.800	8.000	8.500	
				ND: _____	_____	_____	-0.300	_____	_____	
				Final: 13.900	11.600	13.750	14.100	13.000	13.000	79.350
				Place: 30T	67T	39T	24T	59	47	53
54	1207	Jonathan Liu	NEAG- Marlborough	Diff: 4.900	5.100	4.700	5.000	4.900	4.400	
				Exec: 8.150	7.300	8.050	9.050	9.450	8.300	
				ND: _____	_____	_____	_____	_____	_____	
				Final: 13.050	12.400	12.750	14.050	14.350	12.700	79.300
				Place: 66	57T	61	27T	11	55*	54
55	1310	Dexter Roettker	Hocking Valley Gym	Diff: 5.400	4.500	5.100	4.800	4.700	4.600	
				Exec: 8.700	7.100	8.400	8.800	8.150	9.200	
				ND: -0.300	_____	_____	_____	_____	_____	
				Final: 13.800	11.600	13.500	13.600	12.850	13.800	79.150
				Place: 33T	67T	48T	44T	61T	20T	55
56	1275	Travis Cooper	WOGA Frisco	Diff: 5.000	4.400	4.900	4.700	4.200	4.200	
				Exec: 9.100	8.500	8.450	8.900	8.350	8.500	
				ND: -0.100	_____	_____	_____	_____	_____	
				Final: 14.000	12.900	13.350	13.600	12.550	12.700	79.100
				Place: 27T	41T	51T	44T	67	55T	56
57	1134	Allen Shadan	Azarian Gymnastics	Diff: 4.700	4.100	4.800	4.400	5.300	5.000	
				Exec: 8.600	8.700	8.600	8.600	8.550	7.500	
				ND: _____	_____	_____	_____	_____	_____	
				Final: 13.300	12.800	13.400	13.000	13.850	12.500	78.850
				Place: 57T	45T	50	60T	25	60T	57
58	1256	Curtis Chang	Champion Gym Texas	Diff: 5.100	5.100	4.700	4.400	4.400	4.400	
				Exec: 8.800	8.450	9.250	8.000	8.000	8.300	
				ND: _____	_____	_____	-0.100	_____	_____	
				Final: 13.900	13.550	13.950	12.300	12.400	12.700	78.800
				Place: 30T	22	32T	68	69	55*	58
59	1105	Dimitry Pressimone	Surgent's Elite Gym	Diff: 4.500	4.700	4.100	3.800	4.300	4.400	
				Exec: 8.800	8.500	8.700	8.800	8.950	9.000	
				ND: _____	_____	_____	_____	_____	_____	
				Final: 13.300	13.200	12.800	12.600	13.250	13.400	78.550
				Place: 57T	32T	59T	66	50T	36T	59
60	1130	Brady Yamamoto	Aspire Jr. Sun Devils	Diff: 5.400	3.900	4.800	5.200	4.700	6.100	
				Exec: 8.150	6.800	8.950	8.650	8.650	6.950	
				ND: _____	_____	_____	_____	_____	_____	
				Final: 13.550	10.700	13.750	13.850	13.350	13.050	78.250
				Place: 48T	72	39T	31T	46	46	60

2016 Men's JO Nationals

Meet Results







May 4-8, 2016

Rank	Num	Name	Gym							AA
61	1106	Eric Lung	Surgent's Elite Gym	Diff: 5.000	4.300	4.700	4.400	4.400	4.400	
				Exec: 8.250	7.450	9.050	9.050	8.700	8.500	
				ND:						
				Final: 13.250	11.750	13.750	13.450	13.100	12.900	78.200
				Place: 60T	64	39T	47T	55T	48T	61
62	1132	Tristan Lopez	Azarian Gymnastics	Diff: 5.300	5.100	5.200	4.800	4.000	5.800	
				Exec: 7.250	6.600	8.150	8.650	9.100	8.150	
				ND:						
				Final: 12.550	11.700	13.350	13.450	13.100	13.950	78.100
				Place: 70	65T	51T	47T	55T	15T	62
63	1131	Joseph Taka Giese	Azarian Gymnastics	Diff: 4.800	4.500	5.200	4.700	4.700	3.900	
				Exec: 8.150	7.750	9.050	8.600	8.050	8.850	
				ND: -0.300			-0.300			
				Final: 12.650	12.250	14.250	13.000	12.750	12.750	77.650
				Place: 68	61	20T	60T	64	54	63
64	1158	Eric DeLuna	Vitaly Scherbo Gym	Diff: 5.600	4.400	4.700	4.700	4.900	4.500	
				Exec: 7.850	8.250	7.600	8.700	8.350	7.850	
				ND:						
				Final: 13.450	12.650	12.300	13.400	13.250	12.350	77.400
				Place: 50T	51T	67	50*	50T	65	64
65	1108	Zachary Mitchell	Hotshots Gymnastics	Diff: 4.500	4.300	4.600	3.800	4.500	4.400	
				Exec: 8.750	8.550	8.300	8.850	8.700	8.100	
				ND: -0.100						
				Final: 13.150	12.850	12.900	12.650	13.200	12.500	77.250
				Place: 64	43T	56T	65	53	60T	65
66	1153	Caleb Rickard	Sokol Gymnastics	Diff: 5.100	4.100	4.700	4.400	4.600	5.400	
				Exec: 8.700	8.350	8.150	8.900	8.000	6.750	
				ND:						
				Final: 13.800	12.450	12.850	13.300	12.600	12.150	77.150
				Place: 33T	55T	58	55	66	67	66
67	1169	Peyton Hobson	OMEGA Gymnastics	Diff: 4.900	4.400	3.500	3.600	4.300	3.100	
				Exec: 8.950	8.850	9.000	8.850	8.350	9.400	
				ND:			-0.100			
				Final: 13.850	13.250	12.500	12.350	12.650	12.500	77.100
				Place: 32	30*	63T	67	65	60T	67
68	1248	Andy Rodriguez	Universal Gymnastics	Diff: 4.800	4.200	4.200	4.400	5.000	4.900	
				Exec: 8.500	7.500	7.100	8.700	8.800	8.900	
				ND:						
				Final: 13.300	11.700	11.300	13.100	13.800	13.800	77.000
				Place: 57T	65T	71	58T	26*	20*	68
69	1155	Joe Dixon	Victory Gym Acad	Diff: 5.300	4.900	4.500	4.400	4.000	4.400	
				Exec: 8.700	8.800	8.000	9.050	7.550	7.200	
				ND:			-0.100			
				Final: 14.000	13.700	12.500	13.350	11.550	11.600	76.700
				Place: 27T	20	63T	52T	72	72	69
70	1281	Charlie Giles	Aerial Gymnastics IL	Diff: 5.900	3.900	4.100	5.400	4.600	4.700	
				Exec: 7.800	7.000	8.050	9.100	7.400	8.200	
				ND:						
				Final: 13.700	10.900	12.150	14.500	12.000	12.900	76.150
				Place: 40T	71	69	16	71	48T	70

2016 Men's JO Nationals

Meet Results

May 4-8, 2016

Rank	Num	Name	Gym							AA
71	1119	Andrew Lyubovsky	Capital Gym NTC-VA	Diff: 4.800	3.900	4.900	4.100	5.600	5.200	
				Exec: 7.700	8.750	7.550	8.900	7.500	7.300	
				ND: _____	_____	_____	-0.100	_____	_____	
				Final: 12.500	12.650	12.450	12.900	13.100	12.500	76.100
				Place: 71	51T	65T	62T	55T	60T	71
72	1293	Everett Kohinke	Queen City Gym	Diff: 0.000	5.000	3.800	0.000	4.500	4.000	
				Exec: 0.000	8.950	6.900	0.000	7.950	8.300	
				ND: _____	_____	_____	_____	_____	_____	
				Final: 0.000	13.950	10.700	0.000	12.450	12.300	49.400
				Place: 72	14T	72	72	68	66	72