

# 2016 Men's JO Nationals

## Meet Results







May 4-8, 2016

Page: 1  
Printed: 5/5/2016 12:43:59 PM

Men / 10 / 17 yrs

Session: 1J,1S







Judge's Signatures

Rank	Num	Name	Gym							AA
1	2274	Tyler Ball	Ultimate Gym- IL	Diff: 5.100	3.900	5.800	4.400	4.400	4.000	
				Exec: 8.900	8.550	8.900	9.500	9.000	8.800	
				ND:						
				Final: 14.000	12.450	14.700	13.900	13.400	12.800	81.250
				Place: 3	21	2	14	6T	11	1
2	2153	Diego Neumaier	Pacific Coast Gym	Diff: 5.000	4.800	5.000	4.800	4.800	4.800	
				Exec: 8.550	8.500	8.050	9.250	8.200	8.800	
				ND:						
				Final: 13.550	13.300	13.050	14.050	13.000	13.600	80.550
				Place: 8T	3T	7	10T	14	1	2
3	2246	Benjamin Swartout	Champion Gym Texas	Diff: 5.300	3.700	5.100	4.800	4.400	3.700	
				Exec: 7.350	8.650	9.000	8.950	9.200	8.950	
				ND:						
				Final: 12.650	12.350	14.100	13.750	13.600	12.650	79.100
				Place: 29T	22	3	16	4	13T	3
4	2281	Michael Paradise	Premier Gym West	Diff: 4.200	6.200	4.300	3.600	4.000	4.100	
				Exec: 8.550	9.200	7.850	8.700	9.500	8.550	
				ND:						
				Final: 12.750	15.400	12.150	12.300	13.500	12.650	78.750
				Place: 24T	1	23T	48T	5	13T	4
5	2120	Erik Del Cid	Apollo Gym- VA	Diff: 5.200	3.800	4.000	5.300	4.200	4.300	
				Exec: 8.200	7.850	8.650	9.450	8.600	8.900	
				ND:						
				Final: 13.400	11.650	12.650	14.750	12.800	13.200	78.450
				Place: 10	42T	14	2	20*	4T	5
6	2172	Parker Chiapuzio	MAC Gymnastics	Diff: 5.200	4.300	2.100	4.400	4.200	4.500	
				Exec: 8.550	8.800	9.250	9.200	9.500	8.400	
				ND:						
				Final: 13.750	13.100	11.350	13.600	13.700	12.900	78.400
				Place: 6T	7T	41T	19*	3	8	6
7	2230	Christopher Bryant	Langley Gymnastics	Diff: 5.000	4.000	3.900	4.700	4.000	4.300	
				Exec: 7.650	9.100	8.350	9.100	9.050	9.000	
				ND:			-0.100			
				Final: 12.650	13.100	12.250	13.700	13.050	13.300	78.050
				Place: 29*	7T	22	17T	12T	3	7
8	2111	Matthew Blahyj	Bright Raven Gym	Diff: 5.200	3.800	4.300	3.600	3.500	4.400	
				Exec: 8.350	9.050	8.200	9.300	9.350	8.300	
				ND:						
				Final: 13.550	12.850	12.500	12.900	12.850	12.700	77.350
				Place: 8T	11T	17	33*	19	12	8
9	2110	Liam O'Hara	US Gym- Mahwah	Diff: 5.400	5.200	4.600	4.400	4.300	4.100	
				Exec: 8.650	7.500	7.250	8.800	8.100	8.850	
				ND:			-0.100			
				Final: 14.050	12.700	11.850	13.100	12.400	12.950	77.050
				Place: 2	15T	27	28T	33*	7	9
10	2288	Domenico Sciulli	IGA	Diff: 5.200	4.000	4.500	4.700	5.100	5.100	
				Exec: 8.600	5.050	8.500	9.450	8.850	7.750	
				ND:						
				Final: 13.800	9.050	13.000	14.150	13.950	12.850	76.800
				Place: 5	61	8T	7T	1	9T	10

# 2016 Men's JO Nationals

## Meet Results







May 4-8, 2016

Rank	Num	Name	Gym							AA
11	2122	Connor Jones	Apollo Gym- VA	Diff: 5.600	2.800	4.400	5.600	4.000	5.100	
				Exec: 8.300	7.500	7.250	9.000	8.600	8.450	
				ND: _____	_____	_____	_____	_____	_____	
				Final: 13.900	10.300	11.650	14.600	12.600	13.550	76.600
				Place: 4	58	33T	3	30	2	11
12	2103	Kirill Yefremenko	Monmouth Gym Acad	Diff: 5.100	4.100	4.300	4.400	4.500	4.200	
				Exec: 6.950	7.750	8.550	9.200	8.400	9.000	
				ND: _____	_____	_____	_____	_____	_____	
				Final: 12.050	11.850	12.850	13.600	12.900	13.200	76.450
				Place: 44	39T	12	19*	15*	4T	12
13	2214	Robert Sheppard	Armory Athletics	Diff: 5.000	3.600	4.600	5.600	4.200	4.500	
				Exec: 8.250	8.550	7.700	8.850	8.500	6.950	
				ND: _____	_____	_____	-0.100	_____	_____	
				Final: 13.250	12.150	12.300	14.350	12.700	11.450	76.200
				Place: 13	29T	21	5	25T	38T	13
14T	2197	Caleb Jackson	Colorado Training	Diff: 4.900	4.200	3.800	5.600	4.600	4.600	
				Exec: 8.850	8.550	7.250	8.700	7.050	8.000	
				ND: _____	_____	_____	-0.100	_____	_____	
				Final: 13.750	12.750	11.050	14.200	11.650	12.600	76.000
				Place: 6T	13T	48*	6	52T	15	14T
14T	2282	Jacob Wade	Premier Gym West	Diff: 4.700	4.700	4.000	4.700	4.700	4.100	
				Exec: 8.450	8.200	7.750	8.100	9.200	7.400	
				ND: _____	_____	_____	_____	_____	_____	
				Final: 13.150	12.900	11.750	12.800	13.900	11.500	76.000
				Place: 15T	10	28T	38*	2	36T	14T
16T	2209	Grant Cullen	Somersault Center	Diff: 4.800	3.900	5.000	4.900	4.900	4.400	
				Exec: 8.200	7.000	6.400	9.100	8.350	8.700	
				ND: _____	_____	_____	_____	_____	_____	
				Final: 13.000	10.900	11.400	14.000	13.250	13.100	75.650
				Place: 18T	54*	40	13	8	6	16T
16T	2180	John Anderson	M & M Gymnastics	Diff: 4.500	5.200	4.300	3.800	4.100	3.800	
				Exec: 8.150	7.950	7.000	9.300	8.950	8.600	
				ND: _____	_____	_____	_____	_____	_____	
				Final: 12.650	13.150	11.300	13.100	13.050	12.400	75.650
				Place: 29*	5T	43	28T	12T	21	16T
16T	2285	Matthew Martin	Hocking Valley Gym	Diff: 4.600	5.100	4.200	3.200	4.600	4.500	
				Exec: 8.350	8.050	7.750	9.450	7.500	8.350	
				ND: _____	_____	_____	_____	_____	_____	
				Final: 12.950	13.150	11.950	12.650	12.100	12.850	75.650
				Place: 20	5T	25	42	42T	9T	16T
16T	2163	Carter Patterson	Vitaly Scherbo Gym	Diff: 4.500	4.100	4.700	3.600	4.300	4.100	
				Exec: 8.500	8.050	7.850	9.500	8.000	8.450	
				ND: _____	_____	_____	_____	_____	_____	
				Final: 13.000	12.150	12.550	13.100	12.300	12.550	75.650
				Place: 18T	29T	16	28T	38	16T	16T
20	2267	Victor Bello	Lakeshore Gym- OH	Diff: 5.200	5.000	4.900	6.100	3.800	4.500	
				Exec: 8.000	5.750	8.600	8.700	8.250	6.500	
				ND: _____	_____	_____	_____	_____	_____	
				Final: 13.200	10.750	13.500	14.800	12.050	11.000	75.300
				Place: 14	56	4	1	44	45T	20

# 2016 Men's JO Nationals

## Meet Results







May 4-8, 2016

Rank	Num	Name	Gym							AA
21	2275	Griffin Olis	Troy Gymnastics	Diff: 5.000	3.800	3.900	5.300	4.200	4.300	
				Exec: 8.300	6.550	7.750	9.100	9.000	8.000	
				ND: _____	_____	_____	_____	_____	_____	
				Final: 13.300	10.350	11.650	14.400	13.200	12.300	75.200
				Place: 11T	57	33T	4	9	22	21
22	2155	Maxx McCabe	Perfect 10 Gym	Diff: 4.800	3.900	5.000	4.300	4.700	4.500	
				Exec: 7.100	7.000	8.350	9.500	8.050	7.950	
				ND: _____	_____	_____	_____	_____	_____	
				Final: 11.900	10.900	13.350	13.800	12.750	12.450	75.150
				Place: 46	54*	6	15	22T	18T	22
23	2255	Lucas Beltran	TAGS World Gym	Diff: 6.000	3.600	4.800	5.300	4.800	4.700	
				Exec: 6.450	8.500	7.600	9.050	7.650	6.850	
				ND: _____	_____	_____	-0.300	_____	_____	
				Final: 12.450	12.100	12.400	14.050	12.450	11.550	75.000
				Place: 39T	32T	18T	10T	31T	34T	23
24	2189	Matt Jorgenson	MHG	Diff: 4.700	3.800	3.100	4.700	3.600	2.600	
				Exec: 8.000	8.900	8.600	8.700	9.150	8.850	
				ND: _____	_____	_____	_____	_____	_____	
				Final: 12.700	12.700	11.700	13.400	12.750	11.450	74.700
				Place: 27T	15T	30T	24	22T	38T	24
25	2261	Spencer Strange	Olympia Gym Acad	Diff: 5.000	4.000	3.100	4.800	4.100	3.100	
				Exec: 7.650	8.600	9.050	9.350	7.400	8.600	
				ND: _____	_____	_____	-0.100	_____	_____	
				Final: 12.650	12.600	12.150	14.050	11.500	11.700	74.650
				Place: 29*	18T	23T	10T	56T	28T	25
26	2290	Benjamin LeRoy	Aspire Jr. Sun Devils	Diff: 5.400	5.100	4.800	5.600	4.600	4.100	
				Exec: 6.250	6.200	8.150	8.600	7.400	8.150	
				ND: _____	_____	_____	-0.100	_____	_____	
				Final: 11.650	11.300	12.950	14.100	12.000	12.250	74.250
				Place: 49T	49	10T	9	45T	23	26
27	2106	Paul Brower	US Gym- Mahwah	Diff: 4.900	4.600	3.100	3.800	4.500	3.500	
				Exec: 6.700	8.700	7.750	9.000	8.900	8.650	
				ND: _____	_____	_____	_____	_____	_____	
				Final: 11.600	13.300	10.850	12.800	13.400	12.150	74.100
				Place: 51	3T	52T	38T	6T	24	27
28	2254	Nicholas Romanelli	Southlake Gym Acad	Diff: 5.500	4.100	3.700	4.800	4.500	3.200	
				Exec: 7.050	8.000	5.900	9.350	8.400	9.250	
				ND: _____	_____	_____	_____	_____	_____	
				Final: 12.550	12.100	9.600	14.150	12.900	12.450	73.750
				Place: 35	32T	55T	7T	15*	18T	28
29	2102	Michael Brewer	Monmouth Gym Acad	Diff: 4.100	3.600	4.200	4.400	4.300	2.500	
				Exec: 7.850	7.750	8.150	9.200	8.800	8.950	
				ND: _____	_____	_____	-0.100	_____	_____	
				Final: 11.950	11.350	12.350	13.500	13.100	11.450	73.700
				Place: 45	48	20	22*	10T	38T	29
30	2124	Evan Salters	Capital Gym NTC-VA	Diff: 4.900	3.900	5.200	3.800	4.400	3.100	
				Exec: 5.700	8.400	8.200	9.200	8.500	8.400	
				ND: _____	_____	_____	-0.100	_____	_____	
				Final: 10.600	12.300	13.400	12.900	12.900	11.500	73.600
				Place: 54	23T	5	33T	15T	36T	30

# 2016 Men's JO Nationals

## Meet Results







May 4-8, 2016

Rank	Num	Name	Gym							AA
31	2160	Leland Shimizu	Top Squad Gym	Diff: 4.500	5.000	3.300	4.400	4.000	3.800	
				Exec: 8.150	7.650	6.150	9.150	8.700	8.750	
				ND: _____	_____	_____	_____	_____	_____	
				Final: 12.650	12.650	9.450	13.550	12.700	12.550	73.550
				Place: 29*	17	57	21	25T	16T	31
32	2129	Samuel Penn	Top Flight Gym	Diff: 4.600	5.000	4.700	3.600	4.300	3.800	
				Exec: 7.900	7.150	7.900	8.600	8.100	7.800	
				ND: _____	_____	_____	_____	_____	_____	
				Final: 12.500	12.150	12.600	12.200	12.400	11.600	73.450
				Place: 36T	29T	15	50	33*	31T	32
33	2260	Colin Johnson	Alamo Gym Center	Diff: 4.600	4.500	4.300	3.600	4.100	3.600	
				Exec: 8.550	8.250	6.850	9.250	7.700	8.000	
				ND: _____	_____	_____	_____	_____	_____	
				Final: 13.150	12.750	11.150	12.850	11.800	11.600	73.300
				Place: 15*	13T	46T	36*	49T	31T	33
34	2229	Bryant Koschene	Hayden's Gymnastics	Diff: 4.500	4.000	4.400	3.800	3.600	3.700	
				Exec: 8.250	7.200	8.400	9.300	9.100	7.000	
				ND: _____	_____	_____	-0.100	_____	_____	
				Final: 12.750	11.200	12.800	13.000	12.700	10.700	73.150
				Place: 24T	50	13	31T	25T	49T	34
35	2131	Aidan Warren	American Gym Club CA	Diff: 4.400	3.900	3.200	3.600	4.400	3.200	
				Exec: 8.050	7.850	8.300	9.400	8.350	8.400	
				ND: _____	_____	_____	_____	_____	_____	
				Final: 12.450	11.750	11.500	13.000	12.750	11.600	73.050
				Place: 39T	41	39	31T	22T	31T	35
36	2152	Deryk Goerke	Mission Valley YMCA	Diff: 5.100	4.500	4.700	3.600	4.800	3.800	
				Exec: 7.400	7.750	7.000	9.000	7.550	8.100	
				ND: _____	_____	_____	-0.300	_____	_____	
				Final: 12.500	12.250	11.700	12.300	12.350	11.900	73.000
				Place: 36T	26	30T	48T	36T	26	36
37	2202	Paul White	G-Force Gymnastics	Diff: 4.900	4.100	4.100	3.600	3.700	2.200	
				Exec: 7.600	8.100	7.550	9.000	8.950	8.850	
				ND: _____	_____	_____	_____	_____	_____	
				Final: 12.500	12.200	11.650	12.600	12.650	11.050	72.650
				Place: 36T	27T	33T	43*	28T	43T	37
38T	2203	Michael Brock	Mountain Gymnastics	Diff: 4.900	4.300	4.600	4.700	4.400	4.000	
				Exec: 7.400	7.900	7.800	8.100	7.100	7.000	
				ND: _____	_____	_____	_____	_____	_____	
				Final: 12.300	12.200	12.400	12.800	11.500	11.000	72.200
				Place: 42	27T	18T	38*	56T	45T	38T
38T	2171	Will Bughi	Dynamic Athletic- WA	Diff: 5.200	3.700	4.700	3.800	4.200	4.400	
				Exec: 6.950	7.400	7.050	9.350	8.600	6.850	
				ND: _____	_____	_____	_____	_____	_____	
				Final: 12.150	11.100	11.750	13.150	12.800	11.250	72.200
				Place: 43	51	28T	26*	20*	41	38T
40	2112	Matyas Fenyves	Chelsea Piers	Diff: 4.600	4.500	3.800	3.600	3.900	3.600	
				Exec: 8.550	6.900	7.250	9.000	8.250	8.100	
				ND: _____	_____	_____	_____	_____	_____	
				Final: 13.150	11.400	11.050	12.600	12.150	11.700	72.050
				Place: 15*	46T	48*	43*	40T	28T	40

# 2016 Men's JO Nationals

## Meet Results







May 4-8, 2016

Rank	Num	Name	Gym							AA
41	2135	Benjamin Bloom	Cal Star Gymnastics	Diff: 5.000	4.000	4.600	4.400	4.100	4.900	
				Exec: 6.800	7.400	6.650	9.200	7.350	7.550	
				ND: _____	_____	_____	-0.100	_____	_____	
				Final: 11.800	11.400	11.250	13.500	11.450	12.450	71.850
				Place: 47T	46T	44	22*	58	18T	41
42	2190	Carter Pickens	MHG	Diff: 4.700	3.800	3.900	3.600	3.800	2.500	
				Exec: 7.900	8.750	6.950	9.250	8.350	8.100	
				ND: _____	_____	_____	_____	_____	_____	
				Final: 12.600	12.550	10.850	12.850	12.150	10.600	71.600
				Place: 34	20	52T	36*	40T	51	42
43	2123	Colton Phillips	Apollo Gym- VA	Diff: 4.700	2.900	4.000	3.600	3.200	3.400	
				Exec: 8.200	8.100	7.650	8.800	8.500	8.150	
				ND: _____	_____	_____	_____	_____	_____	
				Final: 12.900	11.000	11.650	12.400	11.700	11.550	71.200
				Place: 21	53	33T	45*	51	34T	43
44	2188	Yuriy Bruslavtsev	Minnesota Valley Gym	Diff: 3.800	3.800	4.000	3.000	3.600	3.500	
				Exec: 8.600	8.800	7.200	8.100	8.800	7.550	
				ND: _____	_____	_____	_____	_____	_____	
				Final: 12.400	12.600	11.200	11.100	12.400	11.050	70.750
				Place: 41	18T	45	54	33T	43T	44
45T	2256	Ethan Kahn	Victory Gym -OK	Diff: 4.500	4.300	5.200	4.700	4.500	2.500	
				Exec: 6.700	7.600	7.800	8.100	7.100	7.450	
				ND: _____	_____	_____	_____	_____	_____	
				Final: 11.200	11.900	13.000	12.800	11.600	9.950	70.450
				Place: 52	37T	8T	38*	54	54	45T
45T	2104	Matthew Barrasso	Sunburst Gymnastics	Diff: 4.400	4.100	3.600	3.600	3.400	2.000	
				Exec: 8.300	8.200	7.300	8.800	8.250	8.500	
				ND: _____	_____	_____	_____	_____	_____	
				Final: 12.700	12.300	10.900	12.400	11.650	10.500	70.450
				Place: 27T	23T	50T	45*	52T	52	45T
47	2200	Cole Gibbs	Excel Gym- Steamboat	Diff: 4.200	3.200	3.900	3.000	3.700	2.600	
				Exec: 7.600	8.450	8.000	8.900	8.500	8.100	
				ND: _____	_____	_____	_____	_____	_____	
				Final: 11.800	11.650	11.900	11.900	12.200	10.700	70.150
				Place: 47T	42T	26	53	39	49T	47
48	2245	David Molloy	Basel's Boys Gym	Diff: 4.200	3.800	4.200	3.800	4.000	3.400	
				Exec: 6.800	8.100	7.500	9.350	7.150	7.400	
				ND: _____	_____	_____	_____	_____	_____	
				Final: 11.000	11.900	11.700	13.150	11.150	10.800	69.700
				Place: 53	37T	30T	26*	59	48	48
49	2169	Daniel Gordon	Cascade Elite Gym	Diff: 4.200	4.000	4.100	4.400	3.700	3.300	
				Exec: 6.300	8.100	7.500	7.850	9.400	7.000	
				ND: _____	_____	_____	-0.300	_____	_____	
				Final: 10.500	12.100	11.600	11.950	13.100	10.300	69.550
				Place: 55	32T	37T	52	10T	53	49
50	2182	Jacob Goss	Scamps Gymnastics	Diff: 4.000	4.500	4.100	2.800	4.200	3.100	
				Exec: 8.850	5.350	8.850	7.800	7.900	7.900	
				ND: _____	_____	_____	_____	_____	_____	
				Final: 12.850	9.850	12.950	10.600	12.100	11.000	69.350
				Place: 22*	59	10T	57	42T	45T	50

# 2016 Men's JO Nationals

## Meet Results

May 4-8, 2016

Rank	Num	Name	Gym							AA
51	2257	Kevin Abbott	Rowland/Ballard	Diff: 3.800	3.900	3.900	2.800	3.000	3.100	
				Exec: 8.950	7.950	7.450	8.200	7.450	8.000	
				ND:						
				Final: 12.750	11.850	11.350	11.000	10.450	11.100	68.500
				Place: 24T	39T	41T	55	60	42	51
52	2126	Isaac Palacios	Gymstrada Gym	Diff: 4.000	3.800	3.000	2.800	3.300	2.300	
				Exec: 8.850	7.800	7.900	9.200	8.250	6.550	
				ND:						
				Final: 12.850	11.600	10.900	12.000	11.550	8.850	67.750
				Place: 22*	45	50T	51	55	55	52
53	2177	Brighton Mozer	Mt. Helena Gym	Diff: 4.700	4.300	3.800	2.800	4.500	4.000	
				Exec: 6.950	7.650	5.800	8.100	7.400	7.700	
				ND:						
				Final: 11.650	11.950	9.600	10.900	11.900	11.700	67.700
				Place: 49T	36	55T	56	48	28T	53
54	2100	Matthew Koy	Head Over Heels-NJ	Diff: 5.500	3.900	4.200	3.600	4.400	0.000	
				Exec: 8.650	8.950	7.400	9.700	7.950	0.000	
				ND:						
				Final: 14.150	12.850	11.600	13.300	12.350	0.000	64.250
				Place: 1	11T	37T	25	36T	56*	54
55	2113	Lucas Wilcox	Gymnastics Unlimited	Diff: 1.000	4.500	4.500	4.400	3.800	2.900	
				Exec: 0.000	6.550	6.150	7.950	8.000	9.150	
				ND:						
				Final: 1.000	11.050	10.650	12.350	11.800	12.050	58.900
				Place: 56	52	54	47	49T	25	55
56	2142	Isaac Hammett	Elevate Gym Acad	Diff: 0.000	4.000	5.800	3.600	4.300	0.000	
				Exec: 0.000	9.050	9.150	9.300	7.700	0.000	
				ND:						
				Final: 0.000	13.050	14.950	12.900	12.000	0.000	52.900
				Place: 57*	9	1	33*	45T	56*	56
57	2179	Perry Devlin	M & M Gymnastics	Diff: 4.500	4.500	0.000	0.000	3.900	2.600	
				Exec: 8.800	7.800	0.000	0.000	9.000	9.200	
				ND:						
				Final: 13.300	12.300	0.000	0.000	12.900	11.800	50.300
				Place: 11T	23T	58*	58*	15T	27	57
58	2289	Alexander Kasubinski	IGA	Diff: 0.000	5.200	5.300	4.400	4.600	0.000	
				Exec: 0.000	6.450	5.850	9.300	8.050	0.000	
				ND:						
				Final: 0.000	11.650	11.150	13.700	12.650	0.000	49.150
				Place: 57*	42T	46T	17T	28T	56*	58
59	2173	Zachary-1 Ochsenschlager	MAC Gymnastics	Diff: 0.000	4.800	0.000	0.000	0.000	0.000	
				Exec: 0.000	8.750	0.000	0.000	0.000	0.000	
				ND:						
				Final: 0.000	13.550	0.000	0.000	0.000	0.000	13.550
				Place: 57*	2	58*	58*	61*	56*	59
60	2174	Nicolai-1 Apenes	MAC Gymnastics	Diff: 0.000	0.000	0.000	0.000	3.700	0.000	
				Exec: 0.000	0.000	0.000	0.000	8.750	0.000	
				ND:						
				Final: 0.000	0.000	0.000	0.000	12.450	0.000	12.450
				Place: 57*	62*	58*	58*	31T	56*	60

# 2016 Men's JO Nationals







## Meet Results

May 4-8, 2016

Page: 7  
Printed: 5/5/2016 12:43:59 PM

Men / 10 / 17 yrs

Session: 1J,1S

Rank	Num	Name	Gym							AA
61	2283	Ryan-1 Durkin	Premier Gym West	Diff: 0.000	5.400	0.000	0.000	0.000	0.000	
				Exec: 0.000	6.650	0.000	0.000	0.000	0.000	
				ND: _____	_____	_____	_____	_____	_____	
				Final: 0.000	12.050	0.000	0.000	0.000	0.000	12.050
				Place: 57*	35	58*	58*	61*	56*	61
62	2178	Antonio-1 Lim	Summit Gym- WA	Diff: 0.000	0.000	0.000	0.000	3.900	0.000	
				Exec: 0.000	0.000	0.000	0.000	8.100	0.000	
				ND: _____	_____	_____	_____	_____	_____	
				Final: 0.000	0.000	0.000	0.000	12.000	0.000	12.000
				Place: 57*	62*	58*	58*	45T	56*	62
63	2145	Tyler-1 Struck	Gymnastics Olympica	Diff: 0.000	5.100	0.000	0.000	0.000	0.000	
				Exec: 0.000	4.500	0.000	0.000	0.000	0.000	
				ND: _____	_____	_____	_____	_____	_____	
				Final: 0.000	9.600	0.000	0.000	0.000	0.000	9.600
				Place: 57*	60	58*	58*	61*	56*	63