

2016 Men's JO Nationals

Meet Results







May 4-8, 2016

Page: 1
Printed: 5/5/2016 12:43:57 PM

Men / 10 / 16 yrs

Session: 1J,1S







Judge's Signatures

Rank	Num	Name	Gym							AA
1	1204	Ben Sky	Granite State Gym	Diff: 5.200	4.600	5.500	5.600	4.700	3.700	81.050 1
		Exec: 8.950		8.100	8.850	9.000	8.150	9.000		
		ND: _____		_____	_____	-0.300	_____	_____		
		Final: 14.150		12.700	14.350	14.300	12.850	12.700		
		Place: 3		9T	1	3T	13T	3T		
2	1301	Zachary Peters	Interactive Acad	Diff: 6.300	3.900	5.100	6.100	4.200	3.500	80.650 2
		Exec: 9.100		8.850	8.000	9.350	7.450	8.800		
		ND: _____		_____	_____	_____	_____	_____		
		Final: 15.400		12.750	13.100	15.450	11.650	12.300		
		Place: 1		7*	6	1	32	10		
3	1290	Benjamin Mitchell	Michigan Academy	Diff: 4.900	5.100	5.300	3.600	4.400	4.100	78.450 3
		Exec: 8.950		8.450	8.000	8.600	8.750	8.300		
		ND: _____		_____	_____	_____	_____	_____		
		Final: 13.850		13.550	13.300	12.200	13.150	12.400		
		Place: 5*		2	5	25*	7T	9		
4	1123	Chris McCord	Gymstrada Gym	Diff: 4.400	4.400	5.300	3.600	4.100	4.400	78.350 4
		Exec: 8.800		8.000	8.600	9.250	9.450	8.050		
		ND: _____		_____	_____	_____	_____	_____		
		Final: 13.200		12.400	13.900	12.850	13.550	12.450		
		Place: 17		16	2	11T	3	8		
5	1218	Jacob Carlson	Somersault Center	Diff: 4.800	5.000	4.300	3.600	4.700	3.900	77.900 5
		Exec: 8.100		8.500	8.500	8.950	9.200	8.350		
		ND: _____		_____	_____	_____	_____	_____		
		Final: 12.900		13.500	12.800	12.550	13.900	12.250		
		Place: 22		3	9T	17T	1	11T		
6	1175	Colin Schwartz	Scamps Gymnastics	Diff: 4.400	5.500	3.900	4.700	4.100	3.800	77.850 6
		Exec: 8.750		8.600	7.800	8.500	9.350	8.450		
		ND: _____		_____	_____	_____	_____	_____		
		Final: 13.150		14.100	11.700	13.200	13.450	12.250		
		Place: 18		1	28	9T	4	11T		
7	1190	Brendan Stahl	Minnesota Valley Gym	Diff: 4.600	3.800	3.900	4.300	3.800	3.700	77.650 7
		Exec: 9.200		8.650	8.600	9.400	9.200	8.500		
		ND: _____		_____	_____	_____	_____	_____		
		Final: 13.800		12.450	12.500	13.700	13.000	12.200		
		Place: 7		14T	15	6	10T	13T		
8	1104	Christopher Iram	Surgent's Elite Gym	Diff: 4.500	4.400	3.800	4.700	4.400	3.500	77.200 8
		Exec: 9.000		7.950	8.200	9.050	9.400	8.300		
		ND: _____		_____	_____	_____	_____	_____		
		Final: 13.500		12.350	12.000	13.750	13.800	11.800		
		Place: 12T		17T	23	5	2	21T		
9T	1110	Matthew Parrillo	Hotshots Gymnastics	Diff: 4.900	3.900	4.100	3.600	3.900	4.100	76.100 9T
		Exec: 8.950		8.850	7.350	8.700	8.950	8.800		
		ND: _____		_____	_____	_____	_____	_____		
		Final: 13.850		12.750	11.450	12.300	12.850	12.900		
		Place: 5*		7*	30	22T	13*	2		
9T	1278	Jared Miscisin	Rowland/Ballard	Diff: 4.700	4.300	3.900	3.600	4.000	3.700	76.100 9T
		Exec: 8.900		8.150	9.050	9.000	8.450	8.450		
		ND: _____		_____	_____	-0.100	_____	_____		
		Final: 13.600		12.450	12.950	12.500	12.450	12.150		
		Place: 9T		14T	7	19	22	15		

2016 Men's JO Nationals

Meet Results







May 4-8, 2016

Rank	Num	Name	Gym							AA
11	1127	Jake Schroeder	Aspire Jr. Sun Devils	Diff: 4.300	4.400	3.700	3.800	4.400	4.300	
				Exec: 8.500	8.150	8.600	9.050	8.600	8.250	
				ND: _____	_____	_____	_____	_____	_____	
				Final: 12.800	12.550	12.300	12.850	13.000	12.550	76.050
				Place: 25	13	19T	11T	10T	7	11
12	1309	John Rourke	Premier Gym West	Diff: 4.600	5.200	4.100	3.600	4.400	4.100	
				Exec: 7.850	8.050	8.650	8.850	7.850	8.500	
				ND: _____	_____	_____	_____	_____	_____	
				Final: 12.450	13.250	12.750	12.450	12.250	12.600	75.750
				Place: 29	4	11T	20	27T	6	12
13	1129	Max Williams	Aspire Jr. Sun Devils	Diff: 4.700	4.000	4.200	5.200	4.300	5.200	
				Exec: 7.850	8.100	7.350	9.350	6.750	8.550	
				ND: _____	_____	_____	_____	_____	_____	
				Final: 12.550	12.100	11.550	14.550	11.050	13.750	75.550
				Place: 28	20	29	2	34	1	13
14	1267	Justin Sand	JAG Gymnastics	Diff: 5.000	4.200	4.300	3.600	4.300	3.800	
				Exec: 8.600	8.650	8.100	8.600	7.950	8.300	
				ND: _____	_____	_____	_____	_____	_____	
				Final: 13.600	12.850	12.400	12.200	12.250	12.100	75.400
				Place: 9T	6	17	25*	27T	16	14
15	1229	Jeb Ward	Gym Force Gym	Diff: 5.300	3.200	4.000	3.600	4.500	4.000	
				Exec: 8.800	8.300	8.550	8.500	8.700	7.550	
				ND: _____	_____	_____	_____	_____	_____	
				Final: 14.100	11.500	12.550	12.100	13.200	11.550	75.000
				Place: 4	27	13T	30	6	30	15
16	1100	Michael Pepe-Lage	All American Gym- NJ	Diff: 5.000	4.000	5.000	4.800	4.900	4.400	
				Exec: 8.400	7.000	8.500	8.700	7.500	6.950	
				ND: _____	_____	_____	-0.300	_____	_____	
				Final: 13.400	11.000	13.500	13.200	12.400	11.350	74.850
				Place: 14T	31T	3	9T	23	32	16
17	1107	Ian Creelman	Surgent's Elite Gym	Diff: 4.400	4.100	4.100	4.000	4.400	4.200	
				Exec: 8.650	6.750	8.200	8.800	8.700	8.500	
				ND: _____	_____	_____	_____	_____	_____	
				Final: 13.050	10.850	12.300	12.800	13.100	12.700	74.800
				Place: 19T	33	19T	13T	9	3T	17
18T	1118	Dillon Gallagher	Capital Gym NTC-VA	Diff: 4.900	4.000	4.500	3.800	4.400	3.100	
				Exec: 8.500	7.750	7.950	8.950	8.200	8.500	
				ND: _____	_____	_____	_____	_____	_____	
				Final: 13.400	11.750	12.450	12.750	12.600	11.600	74.550
				Place: 14T	25	16	16	19	27*	18T
18T	1120	Collin DiPietro	Capital Gym NTC-VA	Diff: 4.900	4.000	4.600	4.400	4.100	3.300	
				Exec: 7.000	8.050	8.800	9.100	7.750	8.550	
				ND: _____	_____	_____	_____	_____	_____	
				Final: 11.900	12.050	13.400	13.500	11.850	11.850	74.550
				Place: 31*	21	4	7	31	19T	18T
20	1285	Evan Rehm	Infinity Gym Academy	Diff: 4.300	4.400	4.900	3.200	4.100	4.200	
				Exec: 8.550	8.300	7.650	9.000	7.850	7.850	
				ND: _____	_____	_____	_____	_____	_____	
				Final: 12.850	12.700	12.550	12.200	11.950	12.050	74.300
				Place: 23*	9T	13T	25T	30	17	20

2016 Men's JO Nationals

Meet Results







May 4-8, 2016

Rank	Num	Name	Gym							AA
21	1205	John Rowbotham	Brestyan's	Diff: 4.800	4.400	4.500	3.600	4.300	3.400	
				Exec: 8.750	6.900	8.300	8.850	8.050	8.400	
				ND: _____	_____	_____	-0.100	_____	_____	
				Final: 13.550	11.300	12.800	12.350	12.350	11.800	74.150
				Place: 11	28T	9T	21	24T	21T	21
22T	1161	Robbie Tambunting	West Coast Olympic	Diff: 4.400	4.600	4.300	3.800	4.100	3.100	
				Exec: 7.800	8.300	8.050	8.100	8.850	8.500	
				ND: _____	_____	_____	-0.300	_____	_____	
				Final: 12.200	12.900	12.350	11.600	12.950	11.600	73.600
				Place: 30	5	18	32	12	27*	22T
22T	1236	Trevor Lamberton	Langley Gymnastics	Diff: 4.600	3.700	3.100	4.000	4.000	4.300	
				Exec: 8.050	8.600	9.000	8.400	8.500	7.450	
				ND: _____	_____	_____	-0.100	_____	_____	
				Final: 12.650	12.300	12.100	12.300	12.500	11.750	73.600
				Place: 26T	19	21T	22T	20T	23T	22T
24	1189	Ian Johnson	Minnesota Valley Gym	Diff: 4.600	4.200	3.700	3.600	4.100	3.700	
				Exec: 8.900	6.800	8.250	8.600	9.050	7.900	
				ND: _____	_____	_____	_____	_____	_____	
				Final: 13.500	11.000	11.950	12.200	13.150	11.600	73.400
				Place: 12T	31T	24T	25*	7T	27T	24
25	1308	Jared Cuthbertson	Premier Gym West	Diff: 4.900	4.200	4.200	4.000	3.700	4.000	
				Exec: 8.400	6.850	8.700	8.600	8.650	7.400	
				ND: _____	_____	_____	-0.300	_____	_____	
				Final: 13.300	11.050	12.900	12.300	12.350	11.400	73.300
				Place: 16	30	8	22T	24T	31	25
26	1251	Andrew Helberg	Basel's Boys Gym	Diff: 5.100	4.600	4.500	3.800	4.700	4.500	
				Exec: 7.850	8.000	7.400	8.350	6.400	7.700	
				ND: _____	_____	_____	_____	_____	_____	
				Final: 12.950	12.600	11.900	12.150	11.100	12.200	72.900
				Place: 21	11T	26T	29	33	13T	26
27T	1188	Nicolas Mejia	Minnesota Valley Gym	Diff: 4.400	4.000	3.800	2.000	3.500	2.600	
				Exec: 9.250	8.600	8.150	8.050	9.200	9.150	
				ND: _____	_____	_____	_____	_____	_____	
				Final: 13.650	12.600	11.950	10.050	12.700	11.750	72.700
				Place: 8	11T	24T	33	17T	23T	27T
27T	1165	Michael Smith	MAC Gymnastics	Diff: 4.200	3.500	3.000	3.000	3.900	3.100	
				Exec: 8.850	8.350	8.900	8.950	8.100	8.850	
				ND: _____	_____	_____	_____	_____	_____	
				Final: 13.050	11.850	11.900	11.950	12.000	11.950	72.700
				Place: 19T	23T	26T	31	29	18	27T
29	1250	Kyle Brown	Basel's Boys Gym	Diff: 4.900	3.600	4.200	4.800	4.400	4.600	
				Exec: 7.000	8.000	7.150	8.650	7.950	7.250	
				ND: _____	_____	_____	_____	_____	_____	
				Final: 11.900	11.600	11.350	13.450	12.350	11.850	72.500
				Place: 31*	26	31	8	24T	19T	29
30	1109	Joaquin Forno	Hotshots Gymnastics	Diff: 4.300	3.400	1.900	3.600	4.000	2.900	
				Exec: 8.550	8.500	7.800	9.200	9.400	8.750	
				ND: _____	_____	_____	_____	_____	_____	
				Final: 12.850	11.900	9.700	12.800	13.400	11.650	72.300
				Place: 23*	22	33	13T	5	26	30

2016 Men's JO Nationals

Meet Results

May 4-8, 2016

Rank	Num	Name	Gym							AA
31	1286	Spencer Schrandt	Infinity Gym Academy	Diff: 4.400 Exec: 8.250 ND: _____ Final: 12.650 Place: 26T	4.500 5.150 _____ 9.650 34	4.500 7.600 _____ 12.100 21T	3.800 8.750 _____ 12.550 17T	3.500 9.300 _____ 12.800 16	3.100 8.600 _____ 11.700 25	71.450 31
32	1243	Anthony Alerre	Palmetto Gymnastics	Diff: 4.300 Exec: 6.900 ND: _____ Final: 11.200 Place: 33	3.900 8.450 _____ 12.350 17T	2.400 7.050 _____ 9.450 34	4.400 8.400 _____ 12.800 13T	4.000 8.700 _____ 12.700 17T	3.600 9.100 _____ 12.700 3T	71.200 32
33	1284	Jacob Gricar	Lakeshore Gym- OH	Diff: 6.000 Exec: 8.600 ND: _____ Final: 14.600 Place: 2	3.300 4.450 _____ 7.750 35	4.100 6.400 _____ 10.500 32	5.200 9.200 -0.100 14.300 3T	3.900 8.950 _____ 12.850 13*	3.100 7.550 _____ 10.650 33	70.650 33
34	1121	Travis Keller	Capital Gym NTC-VA	Diff: 0.000 Exec: 0.000 ND: _____ Final: 0.000 Place: 34*	3.700 8.150 _____ 11.850 23T	0.000 0.000 _____ 0.000 35*	0.000 0.000 _____ 0.000 34*	3.800 8.700 _____ 12.500 20T	0.000 0.000 _____ 0.000 34*	24.350 34
35	1143	Orion-1 Wells	Head Over Heels-CA	Diff: 0.000 Exec: 0.000 ND: _____ Final: 0.000 Place: 34*	0.000 0.000 _____ 0.000 36	5.500 7.250 _____ 12.750 11T	0.000 0.000 _____ 0.000 34*	0.000 0.000 _____ 0.000 35*	0.000 0.000 _____ 0.000 34*	12.750 35
36	1180	Joseph Carlin	Rapid City Gym	Diff: 0.000 Exec: 0.000 ND: _____ Final: 0.000 Place: 34*	4.700 6.600 _____ 11.300 28T	0.000 0.000 _____ 0.000 35*	0.000 0.000 _____ 0.000 34*	0.000 0.000 _____ 0.000 35*	0.000 0.000 _____ 0.000 34*	11.300 36