

# 2016 Men's JO Nationals

## Meet Results







May 4-8, 2016

Page: 1  
Printed: 5/5/2016 12:43:56 PM

Men / 10 / 15 yrs

Session: 1J,1S







Judge's Signatures

Rank	Num	Name	Gym							AA
1	1307	Jacob Yehling	Premier Gym West	Diff: 4.900	5.500	4.100	4.900	4.200	4.600	
				Exec: 8.950	7.900	8.850	8.950	9.100	8.850	
				ND:						
				Final: 13.850	13.400	12.950	13.850	13.300	13.450	80.800
				Place: 5T	5	6T	4	5	1	1
2	1272	Morgan Seyler	Southlake Gym Acad	Diff: 6.000	4.800	4.900	4.800	4.400	4.100	
				Exec: 9.250	8.800	7.500	9.100	8.800	7.050	
				ND:						
				Final: 15.250	13.600	12.400	13.900	13.200	11.150	79.500
				Place: 1	3	12*	3	6T	23	2
3	1149	Perry Lightfoot	SCATS Gymnastics	Diff: 5.000	5.000	4.200	4.000	4.400	4.200	
				Exec: 8.800	8.750	8.450	9.350	8.750	8.450	
				ND:						
				Final: 13.800	13.750	12.650	13.350	13.150	12.650	79.350
				Place: 7	1*	9	8T	8T	7	3
4	1113	Miles Miller	World Cup Gymnastics	Diff: 4.700	4.000	4.000	3.600	4.300	4.400	
				Exec: 9.050	9.300	9.100	9.150	8.900	8.800	
				ND:						
				Final: 13.750	13.300	13.100	12.750	13.200	13.200	79.300
				Place: 8	6	5	14T	6T	4	4
5	1140	Tyler Brennan	Go For It USA	Diff: 4.400	4.200	4.700	3.800	4.400	3.300	
				Exec: 8.850	8.800	8.550	8.950	9.600	8.700	
				ND:						
				Final: 13.250	13.000	13.250	12.750	14.000	12.000	78.250
				Place: 19	10	3	14T	1	17	5
6	1185	Mitchell Conzemius	TAGS South Gym	Diff: 4.600	3.800	3.800	4.800	3.800	4.300	
				Exec: 8.900	8.150	8.300	9.200	9.300	9.100	
				ND:						
				Final: 13.500	11.950	12.100	14.000	13.100	13.400	78.050
				Place: 14T	20	17T	1	11T	2	6
7	1126	Christian Marsh	Preston Gym Acad	Diff: 4.500	4.000	4.900	3.800	4.400	3.700	
				Exec: 9.000	8.600	8.050	9.300	9.400	8.600	
				ND: -0.300						
				Final: 13.200	12.600	12.950	13.100	13.800	12.300	77.950
				Place: 20	14	6T	11	2	10*	7
8	1160	Zion English	West Coast Olympic	Diff: 4.700	4.600	4.100	4.400	4.200	3.700	
				Exec: 8.750	8.500	9.100	8.400	8.850	8.550	
				ND:						
				Final: 13.450	13.100	13.200	12.800	13.050	12.250	77.850
				Place: 16T	7*	4	13	13T	13T	8
9	1124	Garrett Kasiski	Gymstrada Gym	Diff: 5.300	3.700	3.500	4.800	4.300	3.100	
				Exec: 8.850	8.300	8.550	8.850	9.300	9.150	
				ND:						
				Final: 14.150	12.000	12.050	13.650	13.600	12.250	77.700
				Place: 3	19	20T	6	4	13T	9
10	1125	Sam Kressman	Preston Gym Acad	Diff: 4.800	4.200	4.000	4.300	4.400	3.700	
				Exec: 8.900	8.600	7.400	9.150	9.250	8.600	
				ND:			-0.100			
				Final: 13.700	12.800	11.400	13.350	13.650	12.300	77.200
				Place: 9	11T	25	8T	3	10*	10

# 2016 Men's JO Nationals

## Meet Results







May 4-8, 2016

Rank	Num	Name	Gym							AA
11	1186	Blake Wright	TAGS South Gym	Diff: 5.200	3.900	4.000	3.800	3.900	4.300	
				Exec: 9.000	8.300	7.950	8.500	8.800	9.000	
				ND:						
				Final: 14.200	12.200	11.950	12.300	12.700	13.300	76.650
				Place: 2	18	22T	22	18T	3	11
12	1157	Daniel Lasenbby	Vitaly Scherbo Gym	Diff: 4.600	5.200	5.400	4.400	4.400	3.600	
				Exec: 8.150	7.300	8.050	9.100	8.050	7.950	
				ND:						
				Final: 12.750	12.500	13.450	13.500	12.450	11.550	76.200
				Place: 27	15	1	7	23*	22	12
13	1233	Christopher Ganser	High Point Gym Acad	Diff: 4.700	3.800	3.600	3.800	3.800	2.900	
				Exec: 8.850	9.000	9.300	8.650	8.850	9.000	
				ND:			-0.100			
				Final: 13.550	12.800	12.900	12.350	12.650	11.900	76.150
				Place: 12T	11T	8	21	20	18T	13
14	1242	Braden Collier	Palmetto Gymnastics	Diff: 4.400	4.600	4.300	2.800	4.200	4.400	
				Exec: 9.050	8.500	7.950	8.300	8.950	8.350	
				ND:						
				Final: 13.450	13.100	12.250	11.100	13.150	12.750	75.800
				Place: 16T	7*	16	28	8*	5	14
15	1288	Nick Smiley	St. Charles Gym	Diff: 5.100	3.900	4.900	3.600	4.200	4.100	
				Exec: 8.450	6.900	8.500	8.550	8.800	8.450	
				ND:						
				Final: 13.550	10.800	13.400	12.150	13.000	12.550	75.450
				Place: 12T	25	2	23	15T	8	15
16	1314	Noah Scigliano	Triad Gymnastics	Diff: 4.800	4.000	3.100	4.400	4.000	3.700	
				Exec: 9.300	6.850	8.850	9.250	8.500	8.600	
				ND:			-0.300			
				Final: 14.100	10.850	11.950	13.350	12.500	12.300	75.050
				Place: 4	24	22T	8T	21T	10*	16
17	1280	Chase Rodriguez	Alamo Gym Center	Diff: 5.200	3.300	4.400	3.600	4.400	3.700	
				Exec: 8.650	7.900	8.050	8.850	8.650	8.100	
				ND:						
				Final: 13.850	11.200	12.450	12.450	13.050	11.800	74.800
				Place: 5T	23	11	19	13T	20	17
18	1287	Braden Whitaker	St. Charles Gym	Diff: 4.900	4.300	4.200	4.700	4.200	3.300	
				Exec: 7.050	8.150	7.900	9.100	8.950	7.700	
				ND:						
				Final: 11.950	12.450	12.100	13.800	13.150	11.000	74.450
				Place: 30	16	17T	5	8*	24	18
19	1253	Travis Braud	C.G.'s Gymnastics	Diff: 4.800	4.600	4.000	6.200	4.500	2.800	
				Exec: 8.600	5.850	8.100	7.750	7.600	9.100	
				ND:						
				Final: 13.400	10.450	12.100	13.950	12.100	11.900	73.900
				Place: 18	29	17T	2	25	18T	19
20	1228	Nicholas Tuck	Gym Acad Of Atlanta	Diff: 3.900	4.200	4.200	3.800	3.600	3.200	
				Exec: 7.100	8.850	8.350	8.600	8.900	8.850	
				ND:						
				Final: 11.000	13.050	12.550	12.400	12.500	12.050	73.550
				Place: 32	9	10	20	21T	16	20

# 2016 Men's JO Nationals

## Meet Results







May 4-8, 2016

Rank	Num	Name	Gym							AA
21	1277	Garrett Hughes	WOGA Frisco	Diff: 4.000	5.000	2.600	3.600	4.100	2.200	
				Exec: 8.450	8.750	8.100	9.100	8.600	8.300	
				ND:						
				Final: 12.450	13.750	10.700	12.700	12.700	10.500	72.800
				Place: 29	1*	26T	16*	18T	28	21
22	1162	Jonathan Stillwell	Cascade Elite Gym	Diff: 4.200	3.900	3.500	2.800	3.900	3.000	
				Exec: 8.950	7.900	8.300	8.900	9.200	7.900	
				ND:						
				Final: 13.150	11.800	11.800	11.700	13.100	10.900	72.450
				Place: 21	21	24	27	11T	25	22
23	1291	James Read	Michigan Academy	Diff: 4.900	4.100	4.900	3.800	3.700	4.000	
				Exec: 8.200	6.650	7.500	8.600	7.800	8.350	
				ND: -0.100			-0.300			
				Final: 13.000	10.750	12.400	12.100	11.500	12.350	72.100
				Place: 24T	26T	12*	24T	28	9	23
24	1311	Logan Ouellette	Gymnastix	Diff: 4.700	4.400	3.800	4.400	4.400	3.200	
				Exec: 8.300	7.000	8.250	8.200	8.050	7.050	
				ND:			-0.100			
				Final: 13.000	11.400	12.050	12.500	12.450	10.250	71.650
				Place: 24T	22	20T	18	23*	29	24
25	1292	Sterling Harris	Queen City Gym	Diff: 4.500	4.300	3.700	3.600	3.900	3.900	
				Exec: 9.000	6.250	7.000	9.400	9.100	6.850	
				ND:						
				Final: 13.500	10.550	10.700	13.000	13.000	10.750	71.500
				Place: 14T	28	26T	12	15T	26	25
26	1198	Luke Mattea	Colorado Training	Diff: 4.200	4.200	4.500	3.600	3.900	4.000	
				Exec: 8.400	6.100	7.900	8.500	7.750	6.600	
				ND:						
				Final: 12.600	10.300	12.400	12.100	11.650	10.600	69.650
				Place: 28	30	12T	24T	27	27	26
27	1168	Aiden Mozer	Mt. Helena Gym	Diff: 4.600	3.200	2.700	2.800	3.900	3.300	
				Exec: 8.300	7.550	7.550	8.950	8.100	8.300	
				ND:						
				Final: 12.900	10.750	10.250	11.750	12.000	11.600	69.250
				Place: 26	26T	28	26	26	21	27
28	1306	Evan Perreault	Premier Gym West	Diff: 4.800	4.600	4.600	0.000	0.000	3.800	
				Exec: 8.850	8.850	7.700	0.000	0.000	8.300	
				ND:						
				Final: 13.650	13.450	12.300	0.000	0.000	12.100	51.500
				Place: 10	4	15	29*	29*	15	28
29	1199	Logan-2 Anderson	G-Force Gymnastics	Diff: 4.800	0.000	0.000	0.000	4.000	0.000	
				Exec: 8.800	0.000	0.000	0.000	8.850	0.000	
				ND:						
				Final: 13.600	0.000	0.000	0.000	12.850	0.000	26.450
				Place: 11	31*	29*	29*	17	30*	29
30	1164	Gianni-2 Young	Dynamic Athletic- WA	Diff: 0.000	0.000	0.000	3.600	0.000	4.200	
				Exec: 0.000	0.000	0.000	9.100	0.000	8.500	
				ND:						
				Final: 0.000	0.000	0.000	12.700	0.000	12.700	25.400
				Place: 33*	31*	29*	16*	29*	6	30

# 2016 Men's JO Nationals

## Meet Results

May 4-8, 2016

Rank	Num	Name	Gym							AA
31	1173	Flint-2 Bornstein	M & M Gymnastics	Diff: 4.500	3.900	0.000	0.000	0.000	0.000	
				Exec: 7.350	8.500	0.000	0.000	0.000	0.000	
				ND:						
				Final: 11.850	12.400	0.000	0.000	0.000	0.000	24.250
				Place: 31	17	29*	29*	29*	30*	31
32	1193	Alex Walther	MHG	Diff: 4.700	0.000	0.000	0.000	0.000	0.000	
				Exec: 8.400	0.000	0.000	0.000	0.000	0.000	
				ND:						
				Final: 13.100	0.000	0.000	0.000	0.000	0.000	13.100
				Place: 22	31*	29*	29*	29*	30*	32
33	1194	Gisli Torisson	MHG	Diff: 4.400	0.000	0.000	0.000	0.000	0.000	
				Exec: 8.650	0.000	0.000	0.000	0.000	0.000	
				ND:						
				Final: 13.050	0.000	0.000	0.000	0.000	0.000	13.050
				Place: 23	31*	29*	29*	29*	30*	33
34	1176	Alexander-1 Resendiz	Scamps Gymnastics	Diff: 0.000	4.600	0.000	0.000	0.000	0.000	
				Exec: 0.000	8.200	0.000	0.000	0.000	0.000	
				ND:						
				Final: 0.000	12.800	0.000	0.000	0.000	0.000	12.800
				Place: 33*	11T	29*	29*	29*	30*	34