

2016 Men's JO Nationals

Meet Results

May 4-8, 2016







Page: 1

Printed: 5/5/2016 5:24 PM

Men / 10 / 17 yrs

Session: 1J,1S,2J,2S

Judge's Signatures

Rank	Num	Name	Gym							AA
1	2193	Coleson Stodghill	5280 Gym North	14.350 5	12.550 44T	14.450 4	14.100 17T	13.400 13T	14.050 2	82.900 1
2	2208	Bryan Perla	Sterling Gymnastics	14.500 4	13.050 22T	13.000 22T	13.950 27	13.300 17T	14.500 1	82.300 2
3	2206	Franklin Valentin	Tri-Town Gym	13.650 20T	13.450 11	14.750 2	14.550 7T	13.450 11T	12.100 56T	81.950 3
4	2271	Dan Graham	Premier Gym Academy	13.450 29T	13.650 6	13.900 7	14.000 25T	13.500 9T	13.350 10T	81.850 4
5	2159	Eric Vincent	Stanford Boys Gym	14.550 3	12.900 28T	13.350 15T	14.550 7T	13.450 11T	12.950 19T	81.750 5
6T	2286	Tim O'Neill	Gymnastics World	14.250 6	12.350 54T	13.600 11	14.900 2	13.550 8	12.600 32*	81.250 6T
6T	2274	Tyler Ball	Ultimate Gym- IL	14.000 13	12.450 51T	14.700 3	13.900 28T	13.400 13T	12.800 26T	81.250 6T
8	2153	Diego Neumaier	Pacific Coast Gym	13.550 26T	13.300 13T	13.050 20T	14.050 19T	13.000 29T	13.600 4T	80.550 8
9	2251	Michael Abarca	Infinite Bounds	13.300 36T	14.100 2	12.850 29T	14.150 14T	12.950 33*	13.150 15	80.500 9
10	2181	Ivan Rudnitski	Salto Gymnastics	14.100 8T	13.700 3*	14.350 5	13.700 37T	11.400 111	13.100 16T	80.350 10
11	2127	Thomas Paul	WVGTC/G-FORCE	13.850 15	12.500 47T	13.700 10	13.900 28T	12.850 42T	13.400 8T	80.200 11
12	2162	William Sweeten	USA Flairs	13.400 33T	13.200 16	11.850 70T	14.950 1	13.000 29T	13.450 7	79.850 12
13	2273	Rex Scott	Premier Gym Academy	14.100 8T	13.400 12	12.750 36*	13.750 35T	12.250 76	13.400 8T	79.650 13
14T	2222	Corey Matthews Jr.	High Point Gym Acad	14.650 2	12.350 54*	12.200 54T	14.250 12	13.050 26T	12.850 22T	79.350 14T
14T	2140	Daniel Lee	Desert Gymcats	13.000 50*	12.750 34T	13.300 18*	13.600 42T	13.350 16	13.350 10T	79.350 14T
16	2246	Benjamin Swartout	Champion Gym Texas	12.650 71T	12.350 54*	14.100 6	13.750 35T	13.600 5T	12.650 30T	79.100 16
17T	2138	Alejandro Suarez	CA Sports Center-RS	13.600 22T	12.100 69T	12.050 61*	13.850 31	13.600 5T	13.800 3	79.000 17T
17T	2237	Bobby Costea	Zenith Gymnastics	12.400 89T	13.700 3*	13.800 8T	13.050 62T	13.600 5T	12.450 38T	79.000 17T
19	2158	Christopher Bartee	Stanford Boys Gym	14.100 8T	13.500 8T	13.300 18*	12.950 67	12.700 53*	12.400 43*	78.950 19
20	2130	Stephen Lewis	United Gymnastix	13.600 22T	13.100 19T	13.800 8T	14.600 5T	13.150 23	10.650 103T	78.900 20
21	2281	Michael Paradise	Premier Gym West	12.750 63T	15.400 1	12.150 58T	12.300 96*	13.500 9T	12.650 30T	78.750 21
22	2120	Erik Del Cid	Apollo Gym- VA	13.400 33T	11.650 87T	12.650 40	14.750 4	12.800 44*	13.200 13T	78.450 22
23	2172	Parker Chiapuzio	MAC Gymnastics	13.750 18T	13.100 19T	11.350 91T	13.600 42*	13.700 3T	12.900 21	78.400 23
24	2183	Jacob Schroeder	Swiss Turners Gym	14.700 1	12.200 62*	12.100 60	13.000 64T	13.300 17T	12.850 22*	78.150 24

2016 Men's JO Nationals

Meet Results







May 4-8, 2016

Page: 2

Printed: 5/5/2016 5:24 PM

Men / 10 / 17 yrs

Session: 1J,1S,2J,2S

Rank	Num	Name	Gym							AA
25	2230	Christopher Bryant	Langley Gymnastics	12.650 71*	13.100 19T	12.250 53	13.700 37T	13.050 26T	13.300 12	78.050 25
26	2232	Logan Omer	Orlando Metro Gym	13.600 22T	13.000 25T	12.800 33T	13.600 42T	12.200 77T	12.450 38T	77.650 26
27	2266	Nomondalai Jamiyankhuu	Lakeshore Academy	13.100 47T	13.700 3*	12.350 49T	14.400 9T	12.400 66T	11.500 81T	77.450 27
28	2111	Matthew Blahyj	Bright Raven Gym	13.550 26T	12.850 30T	12.500 44	12.900 68*	12.850 42T	12.700 29	77.350 28
29	2110	Liam O'Hara	US Gym- Mahwah	14.050 11T	12.700 38*	11.850 70T	13.100 58T	12.400 66*	12.950 19T	77.050 29
30	2211	Taylor Gigandet	Levon's Gymnastics	13.450 29T	13.500 8T	11.900 67*	12.800 74T	13.200 20T	12.150 53T	77.000 30
31	2167	Mitchell McHugh	Avant Coeur	14.050 11T	12.450 51T	12.050 61T	13.300 51*	12.900 37T	12.200 51T	76.950 31
32	2288	Domenico Sciulli	IGA	13.800 16T	9.050 117	13.000 22T	14.150 14T	13.950 1	12.850 22T	76.800 32
33	2122	Connor Jones	Apollo Gym- VA	13.900 14	10.300 111	11.650 78T	14.600 5T	12.600 59T	13.550 6	76.600 33
34	2103	Kirill Yefremenko	Monmouth Gym Acad	12.050 96T	11.850 79T	12.850 29T	13.600 42*	12.900 37*	13.200 13T	76.450 34
35	2139	Aleksandr Skankey	Desert Gymcats	13.050 49	12.800 33	12.800 33*	14.050 19T	11.600 103T	12.100 56T	76.400 35
36T	2215	Christopher Clark	Atlanta Sch Of Gym	12.800 61T	11.550 91	12.200 54T	13.250 55	12.950 33T	13.600 4T	76.350 36T
36T	2115	Daneal Rozman	High Performance Gym	12.700 67T	13.050 22T	12.400 45T	13.550 46*	12.950 33T	11.700 67T	76.350 36T
38	2214	Robert Sheppard	Armory Athletics	13.250 40	12.150 66T	12.300 51T	14.350 11	12.700 53T	11.450 85T	76.200 38
39T	2197	Caleb Jackson	Colorado Training	13.750 18T	12.750 34*	11.050 101*	14.200 13	11.650 100T	12.600 32T	76.000 39T
39T	2282	Jacob Wade	Premier Gym West	13.150 44T	12.900 28T	11.750 73T	12.800 74*	13.900 2	11.500 81*	76.000 39T
41T	2209	Grant Cullen	Somersault Center	13.000 50T	10.900 105*	11.400 88T	14.000 25T	13.250 19	13.100 16T	75.650 41T
41T	2180	John Anderson	M & M Gymnastics	12.650 71*	13.150 17T	11.300 93T	13.100 58T	13.050 26T	12.400 43T	75.650 41T
41T	2285	Matthew Martin	Hocking Valley Gym	12.950 56	13.150 17T	11.950 65T	12.650 82	12.100 83T	12.850 22*	75.650 41T
41T	2265	Jackson Freedman	Lakeshore Academy	12.100 95	12.850 30T	12.900 28	12.500 87T	12.800 44T	12.500 37	75.650 41T
41T	2163	Carter Patterson	Vitaly Scherbo Gym	13.000 50T	12.150 66T	12.550 42T	13.100 58*	12.300 74T	12.550 35T	75.650 41T
46	2195	Cobie Brown	5280 Gym North	13.450 29T	9.800 114	12.200 54T	13.800 32T	13.700 3T	12.400 43*	75.350 46
47T	2267	Victor Bello	Lakeshore Gym- OH	13.200 41T	10.750 108	13.500 12	14.800 3	12.050 86	11.000 96T	75.300 47T
47T	2231	Tyler Haught	Newnan Gymnastics	13.800 16T	11.750 84T	12.850 29T	12.900 68*	12.800 44*	11.200 91	75.300 47T

2016 Men's JO Nationals

Meet Results







May 4-8, 2016

Page: 3

Printed: 5/5/2016 5:24 PM

Men / 10 / 17 yrs

Session: 1J,1S,2J,2S

Rank	Num	Name	Gym							AA
49T	2275	Griffin Olis	Troy Gymnastics	13.300 36T	10.350 110	11.650 78T	14.400 9T	13.200 20T	12.300 48T	75.200 49T
49T	2128	Nicholas Pelikan	Columbia Gymnastics	13.350 35	13.000 25T	11.600 83*	13.300 51T	11.800 94T	12.150 53T	75.200 49T
51T	2155	Maxx McCabe	Perfect 10 Gym	11.900 99	10.900 105*	13.350 15T	13.800 32T	12.750 49T	12.450 38T	75.150 51T
51T	2192	Nicholas Boulineau	5280 Gym North	12.550 78T	12.250 60T	13.450 13	12.300 96*	12.400 66T	12.200 51T	75.150 51T
53T	2187	Nick Cramer	Nebraska Gymnastics	13.450 29T	12.500 47T	12.850 29T	12.700 80T	12.950 33*	10.650 103T	75.100 53T
53T	2136	Caleb Rabbon	Central Coast Gym	13.300 36T	11.450 92T	12.750 36T	12.700 80T	13.200 20T	11.700 67*	75.100 53T
55T	2252	Christopher Simpson	Pearland Gym Acad	13.650 20T	11.200 99T	12.950 25T	13.100 58*	11.800 94T	12.300 48T	75.000 55T
55T	2255	Lucas Beltran	TAGS World Gym	12.450 84T	12.100 69T	12.400 45T	14.050 19T	12.450 62T	11.550 79T	75.000 55T
57	2189	Matt Jorgenson	MHG	12.700 67T	12.700 38T	11.700 75T	13.400 50	12.750 49T	11.450 85T	74.700 57
58	2261	Spencer Strange	Olympia Gym Acad	12.650 71*	12.600 42T	12.150 58T	14.050 19*	11.500 107T	11.700 67T	74.650 58
59	2149	Kody Dominguez	Hawaiian Island Twis	13.600 22T	11.150 101	12.200 54T	13.050 62T	12.750 49T	11.700 67T	74.450 59
60T	2290	Benjamin LeRoy	Aspire Jr. Sun Devils	11.650 102T	11.300 97T	12.950 25T	14.100 17T	12.000 87*	12.250 50	74.250 60T
60T	2279	Storm Mills	DeVeau's School	11.500 105	12.500 47T	11.550 86	14.050 19*	12.600 59T	12.050 58*	74.250 60T
62	2175	Braden Price	Madison Gym Center	13.000 50T	11.750 84T	12.400 45T	12.500 87T	12.500 61	12.050 58T	74.200 62
63T	2106	Paul Brower	US Gym- Mahwah	11.600 104	13.300 13T	10.850 105T	12.800 74T	13.400 13T	12.150 53T	74.100 63T
63T	2134	Andrew Atkeson	Broadway Gym School	13.500 28	11.800 83	12.750 36*	12.800 74T	11.750 98	11.500 81*	74.100 63T
65T	2199	Richard Marquez	Eagle Ridge Gym	12.800 61T	12.200 62*	11.300 93T	13.800 32T	11.850 92T	12.050 58*	74.000 65T
65T	2239	Dakota Kraft	GAGE Center	12.450 84*	11.900 76T	12.000 64	12.600 83*	12.450 62*	12.600 32*	74.000 65T
67	2254	Nicholas Romanelli	Southlake Gym Acad	12.550 78T	12.100 69T	9.600 110T	14.150 14T	12.900 37*	12.450 38T	73.750 67
68	2102	Michael Brewer	Monmouth Gym Acad	11.950 98	11.350 96	12.350 49T	13.500 48*	13.100 24T	11.450 85T	73.700 68
69	2124	Evan Salters	Capital Gym NTC-VA	10.600 110	12.300 57T	13.400 14	12.900 68*	12.900 37T	11.500 81T	73.600 69
70	2160	Leland Shimizu	Top Squad Gym	12.650 71*	12.650 41	9.450 112	13.550 46*	12.700 53*	12.550 35T	73.550 70
71	2221	Christopher Hart	FGTC	13.100 47T	11.850 79T	12.700 39	12.050 101	12.100 83T	11.700 67T	73.500 71
72	2129	Samuel Penn	Top Flight Gym	12.500 81T	12.150 66T	12.600 41	12.200 100	12.400 66*	11.600 74T	73.450 72

2016 Men's JO Nationals

Meet Results

May 4-8, 2016

Page: 4

Printed: 5/5/2016 5:24 PM

Men / 10 / 17 yrs

Session: 1J,1S,2J,2S

Rank	Num	Name	Gym							AA
73	2250	Cian McConnell	Cypress Academy	13.000 50*	10.550 109	12.300 51T	13.900 28T	11.650 100T	12.000 63	73.400 73
74	2260	Colin Johnson	Alamo Gym Center	13.150 44*	12.750 34T	11.150 98T	12.850 72*	11.800 94T	11.600 74T	73.300 74
75T	2224	Andrew Hess	Gallagher's Gym	13.200 41T	12.450 51T	11.950 65T	10.800 111	12.800 44*	12.050 58T	73.250 75T
75T	2207	Rowan Moody	Tri-Town Gym	12.450 84T	11.950 74T	12.050 61*	12.350 93T	13.000 29T	11.450 85T	73.250 75T
77T	2229	Bryant Koschene	Hayden's Gymnastics	12.750 63*	11.200 99T	12.800 33*	13.000 64T	12.700 53T	10.700 101T	73.150 77T
77T	2184	Cullen Jozwiakowski	Swiss Turners Gym	12.650 71T	12.500 47T	12.550 42T	11.300 106	12.400 66T	11.750 66	73.150 77T
79	2131	Aidan Warren	American Gym Club CA	12.450 84*	11.750 84T	11.500 87	13.000 64T	12.750 49T	11.600 74T	73.050 79
80T	2116	Benjamin Ewing	Montco Gym	12.550 78T	11.300 97T	13.050 20T	13.300 51*	11.550 105T	11.250 89T	73.000 80T
80T	2152	Deryk Goerke	Mission Valley YMCA	12.500 81T	12.250 60T	11.700 75T	12.300 96T	12.350 72T	11.900 64	73.000 80T
82	2170	Daniel Tu-Tygrs	Danik Gymnastics	11.150 108	12.750 34*	11.850 70T	12.450 89	12.150 79T	12.400 43*	72.750 82
83	2202	Paul White	G-Force Gymnastics	12.500 81T	12.200 62T	11.650 78T	12.600 83*	12.650 57T	11.050 94T	72.650 83
84	2114	Nicholas Rey	Stumpf's Gymnastics	13.000 50T	12.550 44T	11.650 78T	12.600 83*	10.900 114	11.600 74T	72.300 84
85T	2154	Cecilio Garcia	Payke Gym Acad	12.750 63*	10.900 105T	11.400 88T	12.350 93T	12.000 87*	12.800 26T	72.200 85T
85T	2203	Michael Brock	Mountain Gymnastics	12.300 92	12.200 62T	12.400 45T	12.800 74*	11.500 107T	11.000 96T	72.200 85T
85T	2171	Will Bughi	Dynamic Athletic- WA	12.150 94	11.100 102	11.750 73T	13.150 56*	12.800 44*	11.250 89T	72.200 85T
85T	2157	Ryan Chang	Sokol Gymnastics	12.450 84*	11.450 92T	13.350 15T	11.900 104T	11.450 109T	11.600 74T	72.200 85T
89	2241	Alex Bates	Bart Conner Gym Acad	13.200 41T	12.950 27	11.250 95T	10.950 109	11.350 112	12.400 43*	72.100 89
90	2112	Matyas Fenyves	Chelsea Piers	13.150 44*	11.400 94T	11.050 101*	12.600 83*	12.150 79*	11.700 67T	72.050 90
91	2135	Benjamin Bloom	Cal Star Gymnastics	11.800 100T	11.400 94T	11.250 95T	13.500 48*	11.450 109T	12.450 38T	71.850 91
92	2190	Carter Pickens	MHG	12.600 77	12.550 44T	10.850 105T	12.850 72*	12.150 79T	10.600 105	71.600 92
93	2123	Colton Phillips	Apollo Gym- VA	12.900 57	11.000 104	11.650 78T	12.400 90*	11.700 99	11.550 79T	71.200 93
94	2168	Lincoln Powell	Avant Coeur	12.050 96T	11.850 79T	11.400 88T	13.700 37T	10.850 115	10.950 99	70.800 94
95	2188	Yuriy Bruslavytsev	Minnesota Valley Gym	12.400 89T	12.600 42T	11.200 97	11.100 107	12.400 66T	11.050 94T	70.750 95
96	2186	Tucker Catlett	Nebraska Gymnastics	11.350 106	8.000 119	11.150 98T	14.050 19T	13.000 29T	13.050 18	70.600 96

2016 Men's JO Nationals

Meet Results







May 4-8, 2016

Rank	Num	Name	Gym							AA
97T	2256	Ethan Kahn	Victory Gym -OK	11.200 107	11.900 76T	13.000 22T	12.800 74*	11.600 103T	9.950 109	70.450 97T
97T	2104	Matthew Barrasso	Sunburst Gymnastics	12.700 67T	12.300 57T	10.900 103T	12.400 90*	11.650 100T	10.500 106	70.450 97T
99	2200	Cole Gibbs	Excel Gym- Steamboat	11.800 100T	11.650 87T	11.900 67*	11.900 104T	12.200 77T	10.700 101T	70.150 99
100	2245	David Molloy	Basel's Boys Gym	11.000 109	11.900 76T	11.700 75T	13.150 56*	11.150 113	10.800 100	69.700 100
101	2169	Daniel Gordon	Cascade Elite Gym	10.500 111	12.100 69T	11.600 83T	11.950 103	13.100 24T	10.300 107	69.550 101
102	2182	Jacob Goss	Scamps Gymnastics	12.850 58*	9.850 113	12.950 25T	10.600 112	12.100 83T	11.000 96T	69.350 102
103	2259	John Murphy	HGC	12.250 93	9.900 112	10.700 107	13.650 41	12.150 79*	10.150 108	68.800 103
104	2257	Kevin Abbott	Rowland/Ballard	12.750 63T	11.850 79T	11.350 91T	11.000 108	10.450 116	11.100 92T	68.500 104
105	2126	Isaac Palacios	Gymstrada Gym	12.850 58*	11.600 90	10.900 103T	12.000 102	11.550 105T	8.850 110	67.750 105
106	2177	Brighton Mozer	Mt.Helena Gym	11.650 102T	11.950 74T	9.600 110T	10.900 110	11.900 91	11.700 67*	67.700 106
107	2201	Blade Kilbourne	Frontier Gymnastics	12.850 58T	8.750 118	9.200 113	12.250 99	11.850 92T	11.100 92T	66.000 107
108	2238	Dalton Hopkins	Rock Solid Athletics	12.350 91	9.150 116	10.400 109	12.400 90T	12.450 62T	8.700 111	65.450 108
109	2100	Matthew Koy	Head Over Heels-NJ	14.150 7	12.850 30T	11.600 83*	13.300 51T	12.350 72T	0.000 112*	64.250 109
110	2253	Alex Megahy	St. Louis Gym Centre	12.700 67T	12.700 38*	11.900 67T	0.000 113*	12.300 74T	12.800 26T	62.400 110
111	2113	Lucas Wilcox	Gymnastics Unlimited	1.000 112	11.050 103	10.650 108	12.350 93T	11.800 94T	12.050 58T	58.900 111
112	2142	Isaac Hammett	Elevate Gym Acad	0.000 113*	13.050 22T	14.950 1	12.900 68*	12.000 87T	0.000 112*	52.900 112
113	2179	Perry Devlin	M & M Gymnastics	13.300 36T	12.300 57T	0.000 114*	0.000 113*	12.900 37T	11.800 65	50.300 113
114	2289	Alexander Kasubinski	IGA	0.000 113*	11.650 87T	11.150 98T	13.700 37T	12.650 57T	0.000 112*	49.150 114
115	2173	Zachary-1 Ochenschlager	MAC Gymnastics	0.000 113*	13.550 7	0.000 114*	0.000 113*	0.000 117*	0.000 112*	13.550 115
116	2263	Connor-1 Welch	Midwest Gymnastics	0.000 113*	13.500 8T	0.000 114*	0.000 113*	0.000 117*	0.000 112*	13.500 116
117	2212	Aidan-1 MacCuish	Levon's Gymnastics	0.000 113*	13.250 15	0.000 114*	0.000 113*	0.000 117*	0.000 112*	13.250 117
118	2174	Nicolai-1 Apenes	MAC Gymnastics	0.000 113*	0.000 120*	0.000 114*	0.000 113*	12.450 62*	0.000 112*	12.450 118
119	2283	Ryan-1 Durkin	Premier Gym West	0.000 113*	12.050 73	0.000 114*	0.000 113*	0.000 117*	0.000 112*	12.050 119
120	2178	Antonio-1 Lim	Summit Gym- WA	0.000 113*	0.000 120*	0.000 114*	0.000 113*	12.000 87T	0.000 112*	12.000 120

2016 Men's JO Nationals

Meet Results

May 4-8, 2016

Rank	Num	Name	Gym							AA
121	2145	Tyler-1	Struck Gymnastics Olympica	0.000 113*	9.600 115	0.000 114*	0.000 113*	0.000 117*	0.000 112*	9.600 121