

2016 Men's JO Nationals

Meet Results

May 4-8, 2016







Page: 1

Printed: 5/5/2016 5:24 PM

Men / 10 / 16 yrs

Session: 1J,1S,2J,2S

Judge's Signatures

Rank	Num	Name	Gym							AA
1	1163	Colton Dee	Danik Gymnastics	14.950 2	12.750 17T	14.500 1	13.900 10*	13.700 8	12.100 36T	81.900 1
2	1244	Sergio Fernandez	TAG USA Gym	14.500 4	13.150 9T	12.700 29	13.200 27T	14.050 3	13.700 3	81.300 2
3	1204	Ben Sky	Granite State Gym	14.150 7	12.700 22T	14.350 2	14.300 5T	12.850 35T	12.700 12T	81.050 3
4	1294	Dominic Tommasone	Premier Gym Academy	13.600 22T	13.550 3T	14.050 3	13.900 10T	12.450 47T	13.250 6	80.800 4
5	1301	Zachary Peters	Interactive Acad	15.400 1	12.750 17*	13.100 16	15.450 1	11.650 63	12.300 26T	80.650 5
6T	1174	Max Stergiades	Salto Gymnastics	13.900 10T	12.550 28T	13.900 4T	13.750 15T	13.450 10T	13.000 8	80.550 6T
6T	1252	Timothy Fletcher	Bryan, TX Gymnastics	13.750 17T	13.350 6	13.650 7	13.600 19	13.350 17T	12.850 10T	80.550 6T
8	1166	Ryker Shaw	Madison Gym Center	13.800 15T	12.450 32T	13.250 14	14.300 5T	13.450 10T	13.100 7	80.350 8
9	1295	Max Diab	Premier Gym Academy	14.450 5	12.750 17*	13.500 8T	14.150 8	13.900 4T	11.200 60	79.950 9
10	1202	Tony Christopoulos	USA Gym World	14.200 6	11.950 45T	12.400 35*	13.700 17T	13.800 6T	13.450 4	79.500 10
11	1146	Angel Haro	Payke Gym Acad	13.600 22T	11.350 54T	13.150 15	13.800 14	13.100 26T	14.350 1	79.350 11
12	1264	Alan Gerdov	Buffalo Grove Gym	13.900 10T	12.400 35T	12.400 35T	13.900 10T	13.100 26T	13.300 5	79.000 12
13	1245	Asad Jooma	Tataru's Gymnastics	14.000 9	12.150 41	12.800 23T	14.700 2	13.450 10T	11.800 45T	78.900 13
14	1177	Andrew Eng	Swiss Turners Gym	13.600 22T	13.200 8	13.900 4T	13.000 32	12.500 44*	12.400 23T	78.600 14
15	1266	Calvin Rasmussen	Infinite Bounds	12.550 55T	12.850 15T	13.450 10	13.100 30	14.150 2	12.450 21T	78.550 15
16T	1290	Benjamin Mitchell	Michigan Academy	13.850 12*	13.550 3T	13.300 12T	12.200 53*	13.150 22T	12.400 23T	78.450 16T
16T	1302	Justin Davis	DeVeau's School	13.600 22T	12.900 12T	12.550 30T	13.300 25	13.450 10T	12.650 15*	78.450 16T
18	1123	Chris McCord	Gymstrada Gym	13.200 42	12.400 35T	13.900 4T	12.850 35T	13.550 9	12.450 21T	78.350 18
19	1218	Jacob Carlson	Somersault Center	12.900 48*	13.500 5	12.800 23T	12.550 42T	13.900 4T	12.250 28T	77.900 19
20	1175	Colin Schwartz	Scamps Gymnastics	13.150 43	14.100 2	11.700 57	13.200 27T	13.450 10T	12.250 28T	77.850 20
21	1247	James Lawson	Tataru's Gymnastics	13.450 33T	13.150 9T	13.050 17	12.450 47T	13.150 22T	12.550 19T	77.800 21
22	1190	Brendan Stahl	Minnesota Valley Gym	13.800 15T	12.450 32T	12.500 33	13.700 17T	13.000 30T	12.200 30T	77.650 22
23	1215	Brendan Hopgood	Gymnastics World	13.750 17T	12.000 44	12.850 20T	13.350 24	14.500 1	10.900 61	77.350 23
24	1104	Christopher Iram	Surgent's Elite Gym	13.500 30T	12.350 37T	12.000 50T	13.750 15T	13.800 6T	11.800 45T	77.200 24

2016 Men's JO Nationals

Meet Results







May 4-8, 2016

Page: 2

Printed: 5/5/2016 5:24 PM

Men / 10 / 16 yrs







Session: 1J,1S,2J,2S

Rank	Num	Name	Gym							AA
25	1257	John Mashburn	Crenshaw Athletic	13.250 41	12.750 17*	12.850 20T	12.500 44T	13.200 19T	12.300 26T	76.850 25
26	1213	Alexander Fitzgerald	Tri-Town Gym	13.750 17T	12.350 37T	12.200 45	13.050 31	12.350 50T	12.850 10T	76.550 26
27T	1110	Matthew Parrillo	Hotshots Gymnastics	13.850 12*	12.750 17*	11.450 60	12.300 50T	12.850 35*	12.900 9	76.100 27T
27T	1278	Jared Miscisin	Rowland/Ballard	13.600 22T	12.450 32T	12.950 18	12.500 44T	12.450 47T	12.150 33T	76.100 27T
29	1127	Jake Schroeder	Aspire Jr. Sun Devils	12.800 52	12.550 28T	12.300 42T	12.850 35T	13.000 30T	12.550 19T	76.050 29
30	1271	Taylor Styer	St. Louis Gym Centre	12.950 46T	11.950 45T	12.400 35T	13.450 21T	13.150 22T	12.050 39T	75.950 30
31	1172	Luis Nadora	Westside Gym Acad	13.500 30T	12.550 28T	12.300 42T	12.600 41	12.250 55T	12.600 17T	75.800 31
32	1309	John Rourke	Premier Gym West	12.450 57	13.250 7	12.750 26T	12.450 47T	12.250 55T	12.600 17T	75.750 32
33	1129	Max Williams	Aspire Jr. Sun Devils	12.550 55T	12.100 42	11.550 59	14.550 4	11.050 65	13.750 2	75.550 33
34	1246	Kaleb Booth	Tataru's Gymnastics	13.450 33T	11.900 47T	12.050 49	13.900 10*	12.300 54	11.900 42	75.500 34
35T	1187	Kulani Taylor	Great Northern Gym	13.850 12T	12.700 22T	12.400 35T	12.950 33T	12.650 42	10.850 62	75.400 35T
35T	1267	Justin Sand	JAG Gymnastics	13.600 22T	12.850 15T	12.400 35*	12.200 53*	12.250 55T	12.100 36T	75.400 35T
37	1270	James Strevey	St. Louis Gym Centre	13.300 37*	12.500 31	11.650 58	12.200 53T	12.950 32T	12.650 15*	75.250 37
38	1230	Enak Alfonso	Harbor City Gym	12.400 58	12.900 12T	12.000 50T	12.500 44T	13.200 19T	12.150 33T	75.150 38
39	1183	Noah Urwiler	Nebraska Gymnastics	11.700 64	13.150 9T	12.750 26T	12.950 33T	13.050 29	11.500 57	75.100 39
40	1229	Jeb Ward	Gym Force Gym	14.100 8	11.500 53	12.550 30T	12.100 60	13.200 19T	11.550 56	75.000 40
41	1100	Michael Pepe-Lage	All American Gym- NJ	13.400 35T	11.000 60T	13.500 8T	13.200 27T	12.400 49	11.350 59	74.850 41
42	1107	Ian Creelman	Surgent's Elite Gym	13.050 44T	10.850 62	12.300 42T	12.800 37T	13.100 26T	12.700 12T	74.800 42
43T	1181	Jacob Spahn	Cahoy's Gym- NE	12.100 60	11.250 58	12.100 46T	14.000 9	12.900 34	12.200 30T	74.550 43T
43T	1118	Dillon Gallagher	Capital Gym NTC-VA	13.400 35T	11.750 51	12.450 34	12.750 40	12.600 43	11.600 53*	74.550 43T
43T	1120	Collin DiPietro	Capital Gym NTC-VA	11.900 61*	12.050 43	13.400 11	13.500 20	11.850 62	11.850 43T	74.550 43T
46T	1296	Emery Smith	Premier Gym Academy	13.600 22T	10.500 64	12.400 35T	13.400 23	12.750 39	11.650 51T	74.300 46T
46T	1285	Evan Rehm	Infinity Gym Academy	12.850 50*	12.700 22T	12.550 30T	12.200 53T	11.950 60T	12.050 39T	74.300 46T
48	1268	Garrett DeBord	Pearland Gym Acad	13.300 37T	12.650 25	12.000 50T	12.200 53T	11.950 60T	12.100 36T	74.200 48

2016 Men's JO Nationals

Meet Results

May 4-8, 2016

Rank	Num	Name	Gym							AA
49	1205	John Rowbotham	Brestyan's	13.550 29	11.300 56T	12.800 23T	12.350 49	12.350 50T	11.800 45T	74.150 49
50	1269	Jared Rodriguez	Star Center Gym	12.900 48*	10.600 63	12.850 20T	13.250 26	12.100 58	12.150 33T	73.850 50
51T	1161	Robbie Tambunting	West Coast Olympic	12.200 59	12.900 12T	12.350 41	11.600 62	12.950 32T	11.600 53*	73.600 51T
51T	1236	Trevor Lamberton	Langley Gymnastics	12.650 53T	12.300 40	12.100 46T	12.300 50T	12.500 44*	11.750 48T	73.600 51T
53	1189	Ian Johnson	Minnesota Valley Gym	13.500 30T	11.000 60T	11.950 53T	12.200 53*	13.150 22T	11.600 53T	73.400 53
54	1308	Jared Cuthbertson	Premier Gym West	13.300 37T	11.050 59	12.900 19	12.300 50T	12.350 50T	11.400 58	73.300 54
55	1251	Andrew Helberg	Basel's Boys Gym	12.950 46T	12.600 26T	11.900 55T	12.150 59	11.100 64	12.200 30T	72.900 55
56T	1188	Nicolas Mejia	Minnesota Valley Gym	13.650 21	12.600 26T	11.950 53T	10.050 64	12.700 40T	11.750 48T	72.700 56T
56T	1165	Michael Smith	MAC Gymnastics	13.050 44T	11.850 49T	11.900 55T	11.950 61	12.000 59	11.950 41	72.700 56T
58	1250	Kyle Brown	Basel's Boys Gym	11.900 61*	11.600 52	11.350 61	13.450 21T	12.350 50T	11.850 43T	72.500 58
59	1196	Sammy Shepherd	5280 Gym North	11.900 61T	11.350 54T	13.300 12T	10.150 63	13.400 15T	12.350 25	72.450 59
60	1109	Joaquin Forno	Hotshots Gymnastics	12.850 50*	11.900 47T	9.700 63	12.800 37T	13.400 15T	11.650 51T	72.300 60
61	1286	Spencer Schrandt	Infinity Gym Academy	12.650 53T	9.650 65	12.100 46T	12.550 42T	12.800 38	11.700 50	71.450 61
62	1243	Anthony Alerre	Palmetto Gymnastics	11.200 65	12.350 37T	9.450 64	12.800 37T	12.700 40T	12.700 12T	71.200 62
63	1284	Jacob Gricar	Lakeshore Gym- OH	14.600 3	7.750 66	10.500 62	14.300 5T	12.850 35*	10.650 63	70.650 63
64	1121	Travis Keller	Capital Gym NTC-VA	0.000 66*	11.850 49T	0.000 65*	0.000 65*	12.500 44T	0.000 64*	24.350 64
65	1214	Stephen-1 Nedoroscik	Sterling Gymnastics	0.000 66*	14.900 1	0.000 65*	0.000 65*	0.000 66*	0.000 64*	14.900 65
66	1101	Michael-1 Moran	Indigo Gym Center	0.000 66*	0.000 67*	0.000 65*	14.600 3	0.000 66*	0.000 64*	14.600 66
67	1217	Samson-1 Montague	Ocean State School	13.750 17T	0.000 67*	0.000 65*	0.000 65*	0.000 66*	0.000 64*	13.750 67
68	1182	Alex-1 Zymball	Cahoy's Gym- NE	0.000 66*	0.000 67*	0.000 65*	0.000 65*	13.350 17T	0.000 64*	13.350 68
69	1167	Thomas-1 Whittaker	Metro Gym Center	13.300 37*	0.000 67*	0.000 65*	0.000 65*	0.000 66*	0.000 64*	13.300 69
70	1143	Orion-1 Wells	Head Over Heels-CA	0.000 66*	0.000 67*	12.750 26T	0.000 65*	0.000 66*	0.000 64*	12.750 70
71	1180	Joseph Carlin	Rapid City Gym	0.000 66*	11.300 56T	0.000 65*	0.000 65*	0.000 66*	0.000 64*	11.300 71