

2016 Men's JO Nationals

Meet Results

May 4-8, 2016







Page: 1

Printed: 5/5/2016 5:24 PM

Men / 10 / 15 yrs

Session: 1J,1S,2J,2S







Judge's Signatures

Rank	Num	Name	Gym							AA
1	1307	Jacob Yehling	Premier Gym West	13.850 12T	13.400 6	12.950 12*	13.850 10T	13.300 13T	13.450 3	80.800 1
2	1263	Lane Siegle	Emerald City Gym	14.300 3	13.350 7	13.100 10T	13.050 26	13.250 15T	12.950 12	80.000 2
3	1272	Morgan Seyler	Southlake Gym Acad	15.250 1	13.600 4	12.400 30*	13.900 8T	13.200 17T	11.150 48	79.500 3
4	1149	Perry Lightfoot	SCATS Gymnastics	13.800 14T	13.750 2*	12.650 22	13.350 18T	13.150 21T	12.650 17T	79.350 4
5	1113	Miles Miller	World Cup Gymnastics	13.750 18	13.300 8	13.100 10T	12.750 32T	13.200 17T	13.200 7	79.300 5
6	1223	Noah Everett	ACE Gymnastics-FL	13.400 31T	13.800 1	12.600 23T	11.950 51	14.300 1	12.850 13	78.900 6
7	1232	Brayton Williams	Harpeth Gymnastics	12.950 51	13.100 10T	14.050 1	11.850 53*	14.250 2	12.300 27T	78.500 7
8	1231	Valen Watrous	Harpeth Gymnastics	14.400 2	13.200 9	12.950 12*	13.100 24*	13.000 31T	11.700 43T	78.350 8
9	1140	Tyler Brennan	Go For It USA	13.250 37	13.000 14	13.250 7T	12.750 32T	14.000 3	12.000 37T	78.250 9
10T	1135	Kyle Abe	CA Sports Center-RS	12.200 59	12.500 22T	12.950 12T	14.750 1	12.600 41T	13.150 8T	78.150 10T
10T	1240	Joe Rabaja	Orlando Metro Gym	13.050 45T	12.450 24T	13.550 3T	13.400 17	12.650 39T	13.050 11	78.150 10T
12	1222	Teaanou Gonzalez	Daggett's Gymnastics	14.100 7T	11.450 41	12.850 20	14.500 2	13.100 24*	12.100 34T	78.100 12
13	1185	Mitchell Conzemius	TAGS South Gym	13.500 26T	11.950 35	12.100 40T	14.000 6	13.100 24T	13.400 4T	78.050 13
14	1126	Christian Marsh	Preston Gym Acad	13.200 38	12.600 20T	12.950 12T	13.100 24*	13.800 4	12.300 27*	77.950 14
15	1237	Nicholas Handley	Newnan Gymnastics	13.900 11	12.800 15*	12.100 40T	13.650 13T	13.050 28T	12.400 22T	77.900 15
16	1160	Zion English	West Coast Olympic	13.450 29T	13.100 10*	13.200 9	12.800 31	13.050 28T	12.250 31T	77.850 16
17	1195	Rory Carroll	5280 Gym North	13.500 26*	11.300 45	13.250 7T	12.850 29*	13.750 5	13.150 8T	77.800 17
18	1220	Luke Smigliani	Ellis School Of Gym	13.950 10	12.300 29*	13.550 3T	12.600 37	13.600 7T	11.750 42	77.750 18
19	1124	Garrett Kasiski	Gymstrada Gym	14.150 6	12.000 34	12.050 45T	13.650 13T	13.600 7T	12.250 31T	77.700 19
20	1144	Reid Ross	Oroville Gymnastics	13.800 14*	12.600 20T	12.600 23T	13.250 23	12.900 35	12.450 21	77.600 20
21	1125	Sam Kressman	Preston Gym Acad	13.700 19*	12.800 15*	11.400 55	13.350 18T	13.650 6	12.300 27*	77.200 21
22	1241	Collin Hickey	Orlando Metro Gym	14.100 7T	10.950 50	12.350 33	13.900 8T	12.350 50	13.400 4T	77.050 22
23T	1145	Matthew Randolph	Payke Gym Acad	13.100 41*	12.250 31T	12.950 12T	11.850 53*	13.000 31T	13.650 1	76.800 23T
23T	1227	Nehemiah Baker	Flip Force Gym	13.100 41T	12.800 15T	12.600 23T	12.850 29*	13.250 15T	12.200 33	76.800 23T

2016 Men's JO Nationals

Meet Results







May 4-8, 2016

Rank	Num	Name	Gym							AA
25	1186	Blake Wright	TAGS South Gym	14.200 5	12.200 33	11.950 47T	12.300 45	12.700 37T	13.300 6	76.650 25
26	1157	Daniel Lasenbby	Vitaly Scherbo Gym	12.750 54	12.500 22T	13.450 5	13.500 16	12.450 47*	11.550 46	76.200 26
27T	1179	Cash Buske	Swiss Turners Gym	13.300 35T	11.400 42T	12.600 23T	12.750 32T	12.600 41T	13.500 2	76.150 27T
27T	1233	Christopher Ganser	High Point Gym Acad	13.550 23T	12.800 15T	12.900 19	12.350 44	12.650 39T	11.900 39T	76.150 27T
29T	1300	Adam Sousa	Bartlett Acad Of Gym	13.350 33T	11.250 46	12.150 37T	14.200 4	12.500 44T	12.650 17T	76.100 29T
29T	1203	Jack Mismash	USA Gym World	13.350 33T	12.450 24T	12.150 37T	12.500 38*	13.100 24T	12.550 19T	76.100 29T
31	1114	Jaret Beyer	Centre Elite Gym	12.700 55	12.250 31T	11.950 47T	13.600 15	12.300 51	13.150 8T	75.950 31
32	1242	Braden Collier	Palmetto Gymnastics	13.450 29T	13.100 10*	12.250 36	11.100 57	13.150 21*	12.750 14T	75.800 32
33	1249	Cade Muldrow	Bart Conner Gym Acad	13.700 19*	10.900 51	12.950 12T	12.950 28	12.450 47T	12.750 14T	75.700 33
34	1288	Nick Smiley	St. Charles Gym	13.550 23T	10.800 53	13.400 6	12.150 47	13.000 31T	12.550 19T	75.450 34
35	1289	Zach Ziolkowski	Gymnastics Michiana	13.800 14T	10.500 57	11.950 47T	14.250 3	13.500 9	11.350 47	75.350 35
36T	1314	Noah Scigliano	Triad Gymnastics	14.100 7T	10.850 52	11.950 47T	13.350 18T	12.500 44T	12.300 27*	75.050 36T
36T	1117	Mathew Diaz	Parkettes Mens T-PA	13.000 47T	11.500 39*	13.950 2	12.050 50	12.550 43	12.000 37T	75.050 36T
38	1102	Maxx Celebrano	E Nat Acad- Paramus	13.550 23T	12.300 29*	11.900 51	12.200 46	13.200 17T	11.700 43T	74.850 38
39	1280	Chase Rodriguez	Alamo Gym Center	13.850 12T	11.200 47	12.450 28T	12.450 41	13.050 28T	11.800 41	74.800 39
40	1211	Antonio Sacchiero	NEAG- Marlborough	13.800 14*	11.550 38	12.800 21	13.850 10T	13.450 10	9.300 58	74.750 40
41	1287	Braden Whitaker	St. Charles Gym	11.950 60	12.450 24T	12.100 40T	13.800 12	13.150 21*	11.000 49	74.450 41
42	1226	Ryan Helgason	Charlotte Gym Acad	13.000 47T	11.400 42T	12.100 40T	11.900 52	13.350 11T	12.400 22T	74.150 42
43	1253	Travis Braud	C. G.'s Gymnastics	13.400 31T	10.450 58	12.100 40T	13.950 7	12.100 54	11.900 39T	73.900 43
44	1115	Devin Trinter	KMC Gymnastics	13.150 39T	11.000 49	12.450 28T	12.400 42*	12.250 52T	12.350 25T	73.600 44
45	1228	Nicholas Tuck	Gym Acad Of Atlanta	11.000 62	13.050 13	12.550 27	12.400 42*	12.500 44T	12.050 36	73.550 45
46	1171	Blaine Davis	Oregon Olympic Athl	13.100 41T	11.100 48	12.300 34T	13.300 21T	13.300 13T	10.000 56	73.100 46
47	1277	Garrett Hughes	WOGA Frisco	12.450 58	13.750 2*	10.700 56T	12.700 35*	12.700 37T	10.500 54	72.800 47
48	1170	Anthony Xanthos	Oregon Gym Acad	12.600 56T	11.800 36T	11.850 52	12.500 38*	13.200 17T	10.550 53	72.500 48

2016 Men's JO Nationals

Meet Results

May 4-8, 2016

Rank	Num	Name	Gym							AA
49	1162	Jonathan Stillwell	Cascade Elite Gym	13.150 39T	11.800 36T	11.800 53	11.700 56	13.100 24*	10.900 50	72.450 49
50	1291	James Read	Michigan Academy	13.000 47T	10.750 54T	12.400 30*	12.100 48T	11.500 57	12.350 25T	72.100 50
51	1311	Logan Ouellette	Gymnastix	13.000 47T	11.400 42T	12.050 45T	12.500 38T	12.450 47*	10.250 55	71.650 51
52	1292	Sterling Harris	Queen City Gym	13.500 26*	10.550 56	10.700 56T	13.000 27	13.000 31T	10.750 51	71.500 52
53	1137	Sebastian Abedi	Extreme Gym- CA	12.800 53	11.500 39*	11.500 54	13.300 21T	12.250 52T	9.750 57	71.100 53
54	1198	Luke Mattea	Colorado Training	12.600 56T	10.300 59	12.400 30T	12.100 48T	11.650 56	10.600 52	69.650 54
55	1168	Aiden Mozer	Mt. Helena Gym	12.900 52	10.750 54T	10.250 58	11.750 55	12.000 55	11.600 45	69.250 55
56	1151	Eric Nakamura	SCEGA Gymnastics	14.250 4	12.450 24T	12.150 37T	14.050 5	0.000 58*	12.400 22T	65.300 56
57	1306	Evan Perreault	Premier Gym West	13.650 21	13.450 5	12.300 34T	0.000 58*	0.000 58*	12.100 34T	51.500 57
58	1199	Logan-2 Anderson	G-Force Gymnastics	13.600 22	0.000 60*	0.000 59*	0.000 58*	12.850 36	0.000 59*	26.450 58
59	1164	Gianni-2 Young	Dynamic Athletic- WA	0.000 63*	0.000 60*	0.000 59*	12.700 35*	0.000 58*	12.700 16	25.400 59
60	1173	Flint-2 Bornstein	M & M Gymnastics	11.850 61	12.400 28	0.000 59*	0.000 58*	0.000 58*	0.000 59*	24.250 60
61	1238	Adam-1 Hutchinson	North Metro Gym CTR	0.000 63*	0.000 60*	0.000 59*	0.000 58*	13.350 11T	0.000 59*	13.350 61
62	1178	Logan-1 Ciocarelli	Swiss Turners Gym	13.300 35T	0.000 60*	0.000 59*	0.000 58*	0.000 58*	0.000 59*	13.300 62
63	1193	Alex Walther	MHG	13.100 41*	0.000 60*	0.000 59*	0.000 58*	0.000 58*	0.000 59*	13.100 63
64	1194	Gisli Torisson	MHG	13.050 45T	0.000 60*	0.000 59*	0.000 58*	0.000 58*	0.000 59*	13.050 64
65	1184	Reuven-1 Roberson	Twin City Twisters	0.000 63*	0.000 60*	12.950 12T	0.000 58*	0.000 58*	0.000 59*	12.950 65
66	1176	Alexander-1 Resendiz	Scamps Gymnastics	0.000 63*	12.800 15T	0.000 59*	0.000 58*	0.000 58*	0.000 59*	12.800 66